



NOCCHI BIOX XS

SUBMERSIBLE EFFLUENT VORTEX PUMPS FOR DIRTY WATER

SILICUM CARBIDE/SILICUM CARBIDE MECHANICAL SEAL

The BIOX XS series pumps are made entirely of AISI 304 stainless steel. They work completely submerged in the pumped liquid that cools the motor externally. Manufactured on the vortex operating principle with the impeller set back. Automatic version equipped with float switch.

MOTOR

- Dry motor
- Level of protection IP 68
- Class F insulation
- Single phase power supply
- 230 V +- 10% 50 Hz with capacitor permanently activated and thermal protection built into the motor winding
- Completely insulated cable connection chamber
- Self-lubricating ball bearings
- Speed of rotation 2850 rpm

APPLICATIONS

- Applications of draining sewage with suspended solids
- Pumping stations with one or more pumps for civil and rural plants suitable for emptying of seepage water, emptying of cesspit and draining of sewage systems

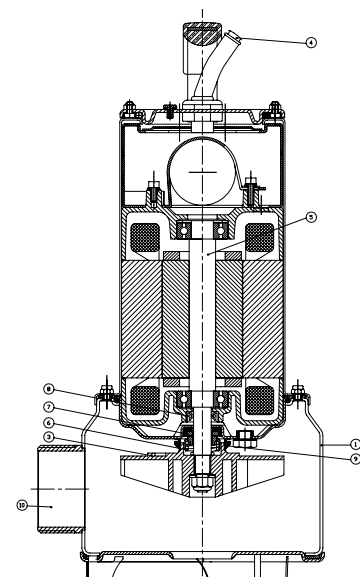
USAGE LIMITATION

- Type of liquid: waste water and sewage with solids
- Maximum liquid temperature 40°C.
- Maximum submersion under the water level 7m
- Free clearance of solids: 40 mm



DESIGN FEATURES

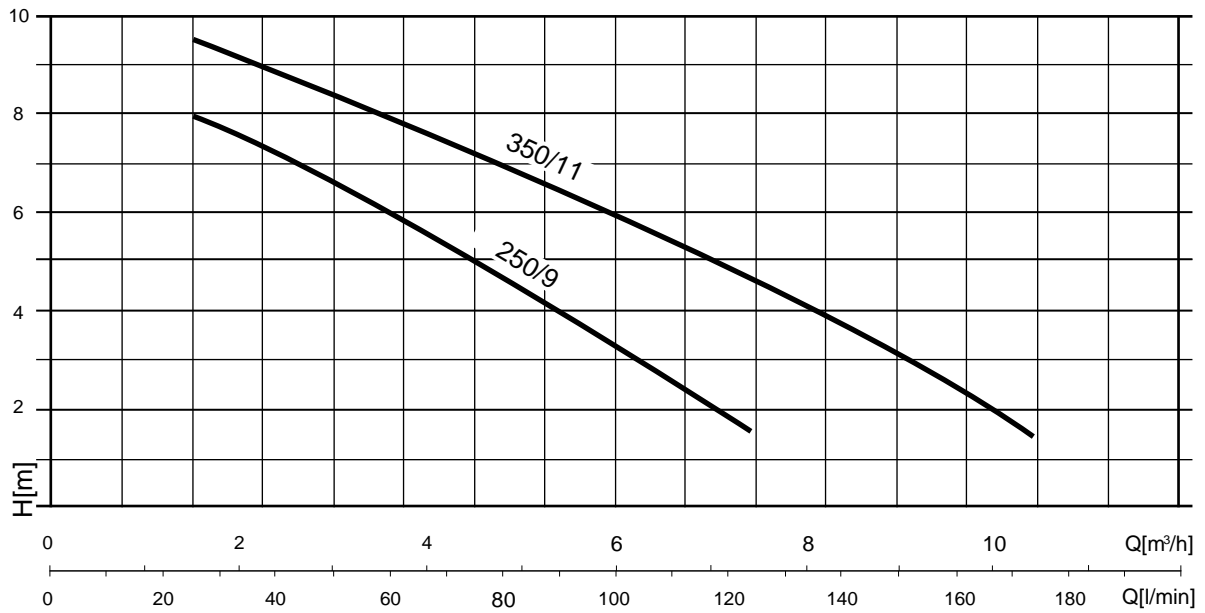
Component		Material	
1	Pump body	X 5 CrNi 1810 (AISI 304) Stainless steel	
2	Suction base	X 5 CrNi 1810 (AISI 304) Stainless steel	
3	Impeller	X 5 CrNi 1810 (AISI 304) Cast stainless steel	
4	Outlet	Threaded	
5	Power cable	10m H07 RN-F with plug	
6	Motor shaft	X 12 CrNiS 1809 (AISI 416) Stainless steel	
7	Mechanical seal	Silicium carbide	
8	Counterface	Silicium carbide	Oil chamber for seal lubrication
9	Tenuta secondaria	NBR rubber lip seal	
10	V-ring sand guard	NBR rubber	



NOCCHI BIOX XS

SUBMERSIBLE EFFLUENT VORTEX PUMPS FOR DIRTY WATER

HYDRAULIC PERFORMANCE



PUMP PERFORMANCE

MODEL	Nominal power (P2)		Motor power (P1)		VOLT	In (A)	µF	Q	L/1'	50	100	150	200	250	300	350
	HP	kW	HP	kW					m³/h	3	6	9	12	15	18	21
BIOX 250/9 XS AUT	0.8	0.6	1.2	0.9	1 ~ 230	4.1	12,5	m.c.a. / m.c.w.	8	6,6	5,1	3,4	1,6			
BIOX 350/11 XS AUT	1.2	0.9	1.7	1.3	1 ~ 230	5,8	20		9,6	8,5	7,3	6	4,5	3	1,5	

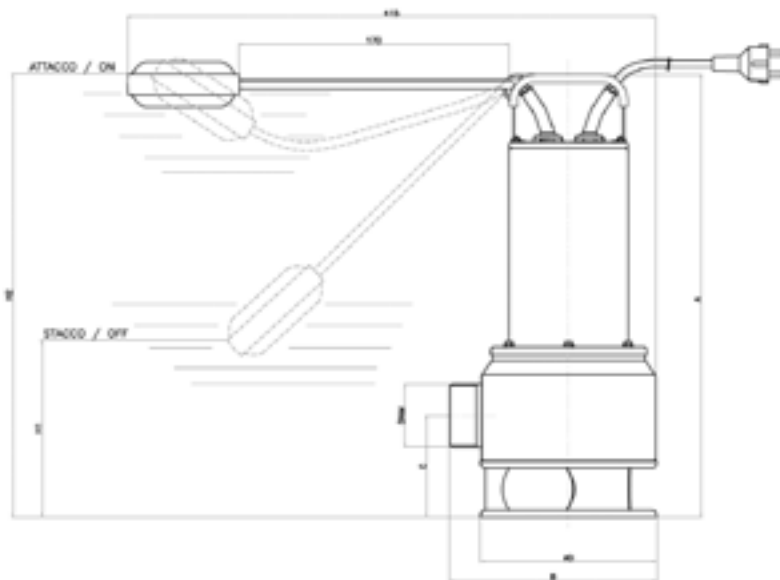


TABLE OF SIZES AND WEIGHTS

MODEL	Dimensions mm.							Weight (Kg)
	A	B	C	D	DNM	H1	H2	
BIOX 250/9 XS AUT	389	196	96	168	1"1/2 GAS	250	370	9,8
BIOX 350/11 XS AUT	419	196	96	168	2" GAS	300	400	11,2