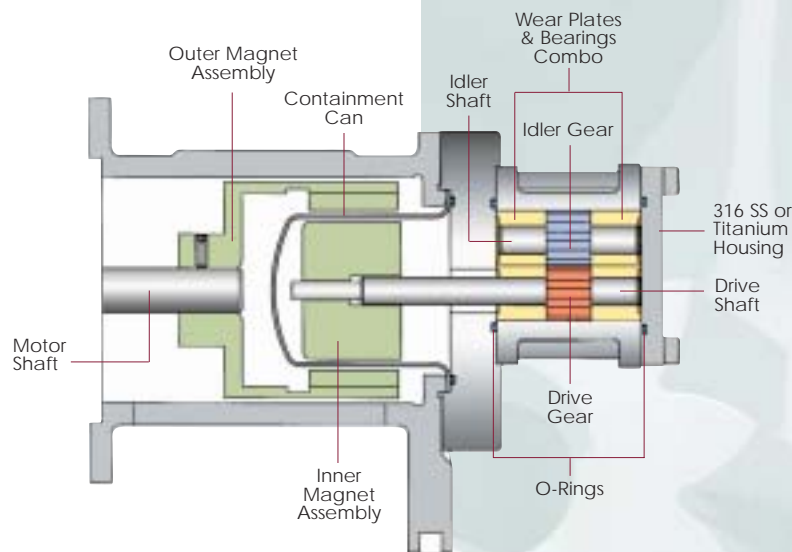


## Liquiflo™ Rotogear® External Gear Pumps

for Metering, Transfer, Circulation &amp; Injection Applications

Copyright © 2003 Liquiflo, Inc.  
All rights reserved. 03-8 SS2

2-Series Mini-Pump

2-Series Mini-Pump  
close-coupled to motor

## FEATURES:

- Compact Design
- Magnetic-Drive
- Corrosion resistant materials
- Pulseless flow
- Flow rates from 1 to 60 GPH
- Viscosities to 5,000 CPS
- Differential pressures up to 225 PSI
- Low NIPR (NPSHR)
- Self-compensating wear plates limit slip on low viscosity fluids
- High torque SmCo Magnets
- Minutes to repair

## REPAIR KITS

Repair Kits simplify inventory and speed repair. All parts can also be purchased separately.



## Description

The **2-Series Mini-Pump** is a low-flow/high-pressure external gear pump that is completely field repairable. With a ruggedly designed 316 Stainless Steel or Titanium body and several material options for shafts, gears, wear plates and bearings, these pumps can be used in a wide variety of services.

## Typical Uses and Applications

The **2-Series Mini-Pump** is typically used in chemical processing plants, pilot plants, laboratories, paper-making, chemical dosing and metering, pipeline sampling and wastewater treatment.

## Maintenance

The **2-Series Mini-Pump** was designed with reliability and ease of maintenance in mind. The gear and shafts are permanently fixed to each other making repairs easy and fool-proof. Standard repair kits contain all wearing parts and static O-rings:

- Gear-Shaft Assemblies
- Bearing-Wear Plate Combinations
- O-rings

## Customization

Contact factory.

## MATERIALS AVAILABLE

HOUSINGS	GEARS	BEARINGS	SHAFTS
316 SS	316 SS	CARBON	316 SS
TITANIUM	ALLOY-C	PEEK	TITANIUM
	PEEK		
	TITANIUM		

Note: Tungsten Carbide and Chrome Oxide Coated Shafts are available.

4 rue Lavoisier . ZA Lavoisier . 95223 HERBLAY CEDEX

Tel. : 01.39.97.65.10 / Fax. : 01.39.97.68.48

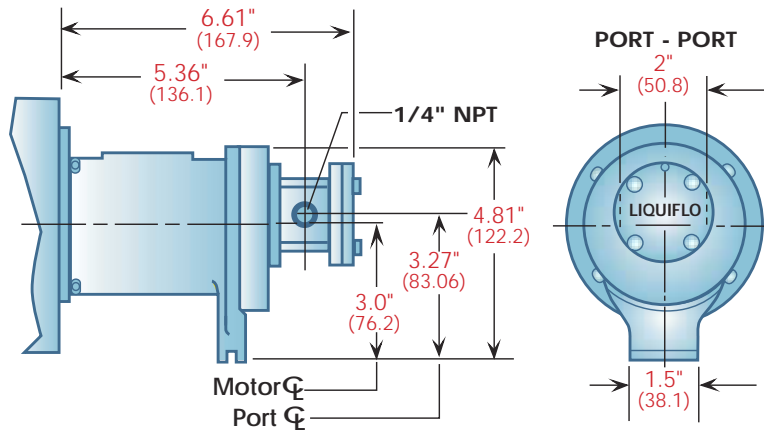
Demande de prix / e-mail : [service-commercial@motralec.com](mailto:service-commercial@motralec.com)[www.motralec.com](http://www.motralec.com)

Challenge Us  
With Your  
Toughest  
Pumping  
Applications

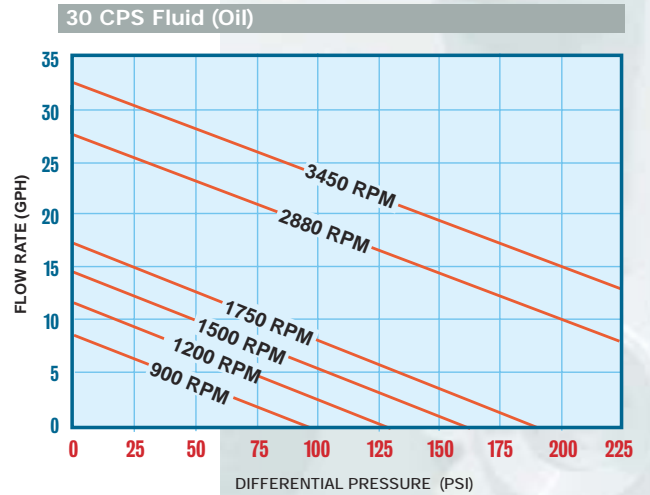
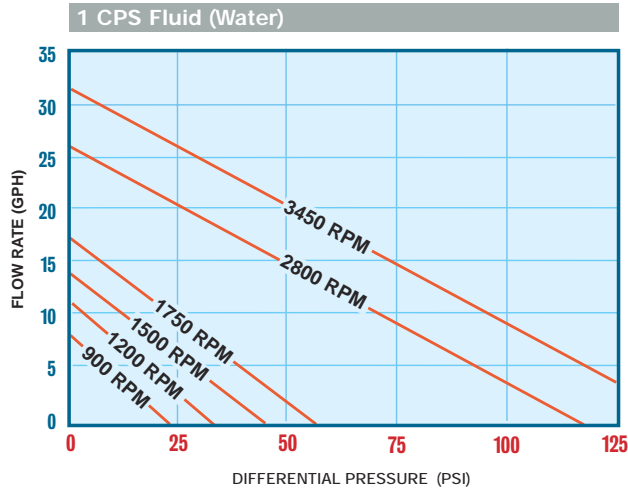


Dimensional Data - inches (mm)

2-SERIES Mag-Drive Mini Pump



2R PERFORMANCE CURVES



2F PERFORMANCE CURVES

