

Compact sewage disposal unit with integrated swing check valve.

Sanistar



Application

HOMA Sanistar are compact sewage disposal units. They are suitable for pumping sewage and waste water from toilets, hand basins, showers and rooms which are below the sewer level. Even if there is a natural fall, if the sewer is flooded, the sewage is unable to drain. In this case, Sanistar will prevent a back up and flooding of the room.

HOMA Sanistar are the ideal solution for new constructions or renovation of old constructions.

They are used for applications in:

- basement rooms or car parks,
- sanitary facilities in cellar rooms
- sanitary facilities in restaurants, hotels, cinemas, theatres, shopping centres, schools and hospitals.

Shock proofed: All units are shock proofed and are manufactured to class RK 0,63/6,3 security grade A and therefore suitable in:

- public and private shelters
- military shelters.

DIN EN 12050-1: Conformity and design approved and controlled by LGA, certificate No. 0220119.

Pumped liquid: Clear water or drainage water, waste water or sewage containing soft solids. Max. liquid temperature: 35°C, short term up to 60°C.

Operation: Intermittent.

Design

Flood protected single or twin pump lifting station consisting of:

Collecting tank: Odour and gas tight plastic collecting tank.

Inlets:

- DN 100 horizontal, 180 mm height
- DN 100 horizontal, 250 mm height
- DN 100 vertical
- DN 150 horizontal and vertical
- DN 40 vertical.

Discharge: Flange DN 80. Flexible union piece DN 80/DN 100. With integrated soft ball check valve.

Air vent: DN 70 vertical.

Connection for diaphragm pump: BSP 1" F.

Cleaning cover with screw cap.

Pump: Pump chamber integrated in the collecting tank. Non clogging impeller, spherical clearance 45 mm.

Motor: Fully submersible, pressure tight electric motor, 1Ph or 3Ph. Thermal sensors embedded in the winding. Insulation class F. Degree of protection IP 68. Large diameter stainless steel rotor shaft, pre-lubricated bearings.

Seals: Triple lip seal combination in separate oil chamber. Oil inspection from outside.

Explosion protection: All models are available with explosion proof motors according to Ⓔ II 2 G EEx d [ib] IIBT4.

Materials:

Collecting tank with pump housing	Polyethylene
Impeller, pump flange	Cast iron
	GG 25/EN-GJL-250
Rotor shaft, screws	Stainless steel
Seal kit	Perbonane

motralec

Technical Data

Curve No.	Type		No. of Pumps	Motor input P ₁ (kW)	Motor input P ₂ (kW)	Voltage 50 Hz (V)	Speed (rpm)	Nominal current (A)	Weight (kg)	Collection tank Total volume	Operating volume	
①	Sanistar	110 W	1	1,7	1,3	230/1Ph	1450	7,1	42	70 l	30 l	
①		110 D	1	1,5	1,1	400/3Ph	1450	3,1	42	70 l	30 l	
②		120 W	1	2,3	1,7	230/1Ph	1450	10,7	51	70 l	30 l	
②	Sanistar	120 D	1	2,3	1,7	400/3Ph	1450	4,4	51	70 l	30 l	
③		130 D	1	3,0	2,1	400/3Ph	2900	5,1	51	70 l	30 l	
①	Sanistar	210 W	2	1,7	1,3	230/1Ph	1450	7,1	79	95 l	45 l	
①		210 D	2	1,5	1,1	400/3Ph	1450	3,1	79	95 l	45 l	
②		220 W	2	2,3	1,7	230/1Ph	1450	10,7	88	95 l	45 l	
②		220 D	2	2,3	1,7	400/3Ph	1450	4,4	88	95 l	45 l	
③		Sanistar	230 D	2	3,0	2,1	400/3Ph	2900	5,1	88	95 l	45 l
③			230 D	2	3,0	2,1	400/3Ph	2900	5,1	88	95 l	45 l

The types Sanistar 210 to 230 are also available with 1 pump to allow a later installation of the second pump.

Inlets DN 100 (3 x), DN 150 (2 x), DN 40
 Discharge Flange DN 80
 EU piece DN 80/ DN100
 Air vent DN 70
 Connection for diaphragm pump BSP 1" F

Cable	Type	Length
Unit-control box	H07 RN-F7x1,5	3 m
Control box-plug	H07 RN-F5G 1,5	0,8 m

Control box

Pneumatic level control with pressure operation. Motor over run period which prevents sewage build up and blockage. Electronic control box for control and monitoring of all important functions. Motor protection with temperature control of the winding. Optical failure alarm. Acoustic alarm by buzzer. Volt free contact for remote signal. Control indication for direction of rotation. Connection for ServCom controller (see accessories) for:

- Monitoring of operation hours, number of starts, maintenance interval, unnormal operating conditions.
- Adjustment of pump operation level in the tank.

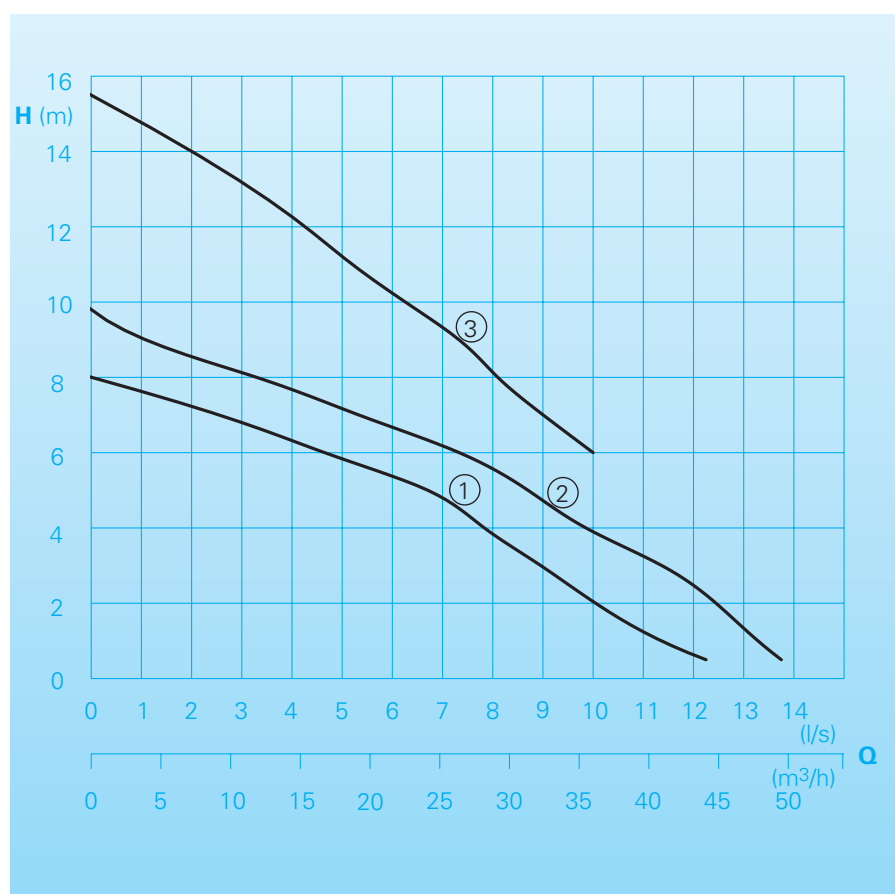
Mains-independent alarm by installing a 9 V battery (see accessories).



Additional for twin pump station:

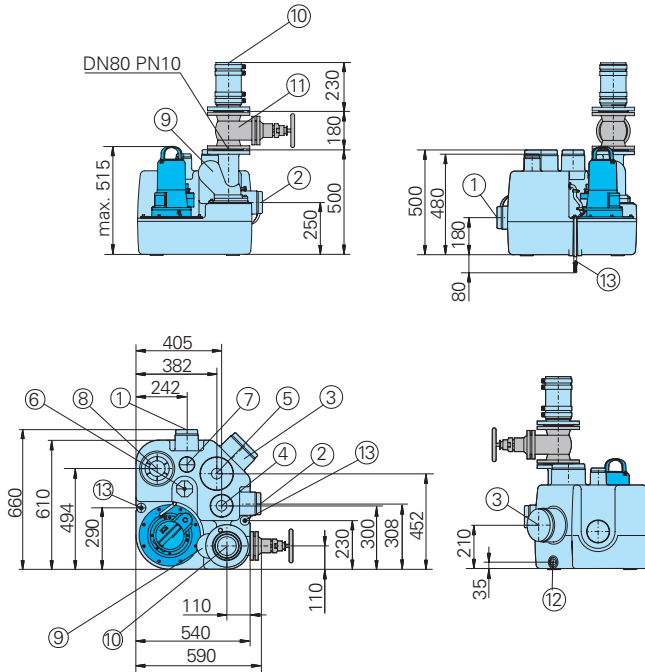
Auto-change over after each pump cycle. Operation of both pumps at high flow. In the event of failure automatic change over to the second pump.

Performances

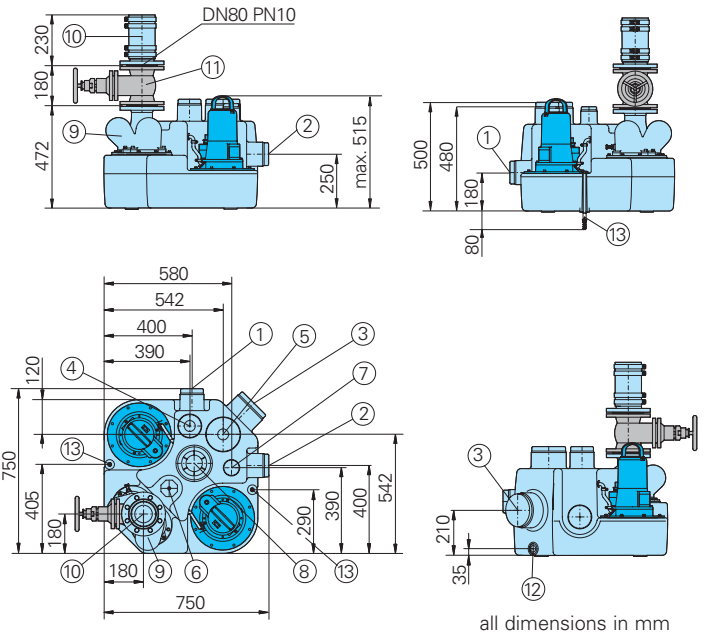


Dimensions and main components

Sanistar 110, 120, 130 (single pump lifting station)



Sanistar 210, 220, 230 (twin pump lifting station)

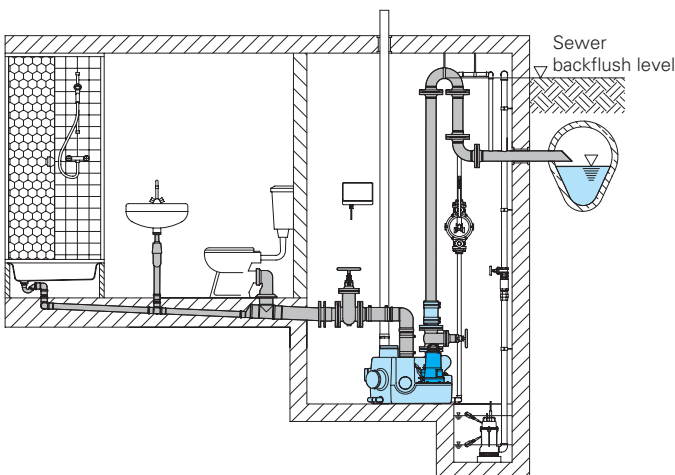


all dimensions in mm

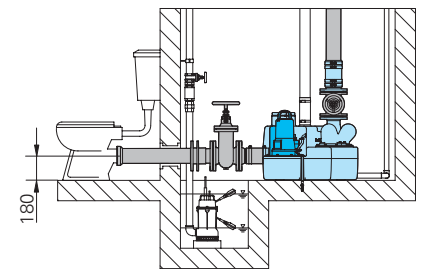
- | | | |
|-------------------------------|--|--|
| ① Horizontal inlet DN 100 | ⑥ Connection for pneumatic control box | ⑪ Flanged gate valve DN 80 |
| ② Horizontal inlet DN 100 | ⑦ Air vent DN 70 | ⑫ Connection for diaphragm pump BSP 1" |
| ③ Horizontal inlet DN 150 | ⑧ Cleaning cover | ⑬ Tank fixing point |
| ④ Vertical inlet DN 100/DN 40 | ⑨ Soft ball check valve DN 40 | |
| ⑤ Vertical inlet DN 150/DN 40 | ⑩ Elastic union piece | |

Installations

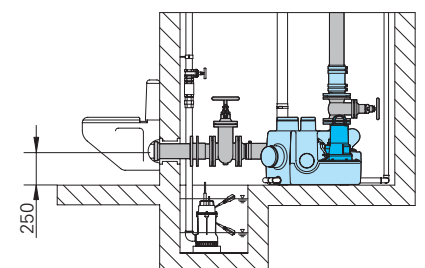
Main inlet vertical



Direct connection Euro WC (Inlet height 180 mm)



Direct connection Free standing WC (Inlet height 250 mm)

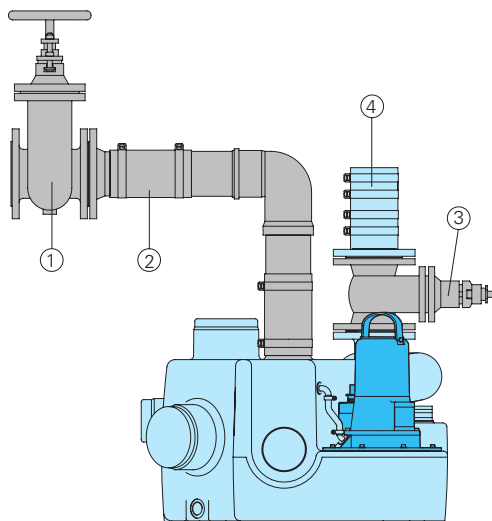


Equipment supplied

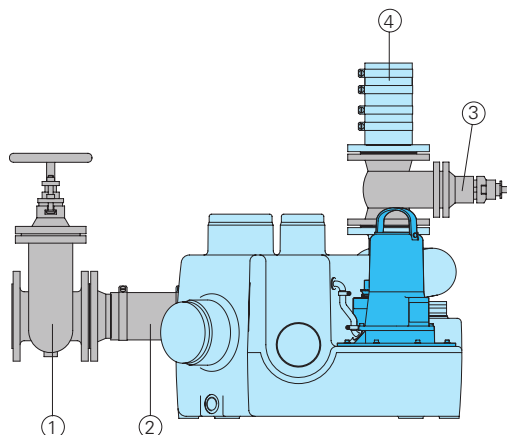
Tank with 1 pump (Sanistar 1...) or 2 pumps (Sanistar 2...), discharge with DN 80 soft ball check valve and flanged elastic union piece DN 80/DN 100 with hose bands. Elastic union piece for inlet DN 100 and air vent DN 70 with hose bands. Pneumatic level control. Electronic control box with cable.

Accessories

Vertical inlet



Horizontal inlet



Part Description	Dimension	Part No.	Part Description	Dimension	Part No.
① Flanged gate valve with gasket and fixing bolts	DN 100	2216100	④ Flanged elastic union piece, DN 80 for discharge pipe	DN 100 DN 80	Equipment supplied 2159021
② Flanged elastic union piece	DN 100 DN 150	2159041 2159541	○ Diaphragm pump	BSP 1" F	8502445
○ Hose band	S115/20 GBS 168/30	2311520 2317520	○ Battery 9,6 V for mains-independent alarm		1952209
③ Flanged gate valve with gasket and fixing bolts	DN 80	2216080	○ ServCom controller for monitoring of operation data and adjustment of the control levels in the tank		

motralec

4 rue Lavoisier . ZA Lavoisier . 95223 HERBLAY CEDEX
Tel. : 01.39.97.65.10 / Fax. : 01.39.97.68.48
Demande de prix / e-mail : service-commercial@motralec.com
www.motralec.com

HOMA
P U M P T E C H N O L O G Y