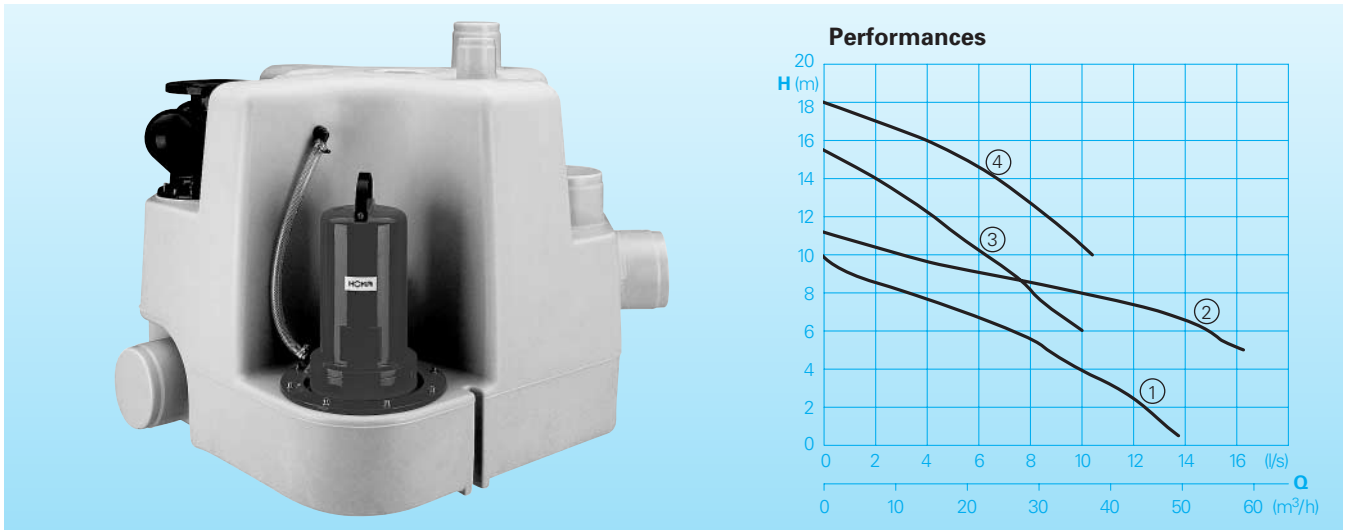


## Compact sewage disposal units with large tank capacity.

### Sanistar PLUS



#### Application

Sanistar PLUS compact sewage disposal units are suitable for pumping sewage and waste water from areas below the sewer backflush level (see DIN EN 12056). With their large tank capacity with extremely compact dimensions they are the ideal solution for the disposal of larger private, commercial or public buildings.

The compact design with various inlets and integrated double soft ball check valve allows a packed installation with minimum space requirement.

**DIN EN 12050-1:** Conformity and design approved and controlled by LGA, certificate No. 0220119.

**Pumped liquid:** Clear water or drainage water, waste water or sewage containing soft solids. Max. liquid temperature: 35°C, short term up to 60°C.

**Operation:** Intermittent.

#### Design

Flood protected twin pump lifting station available as:

- Sanistar PLUS 3...: disposal unit with one 300 l - tank and 2 pumps. Available also with only 1 pump upon request.
- Sanistar PLUS 6...: disposal unit with two 300 l – tanks in tandem arrangement with 1 pump each.

Inlets:

- DN 150 horizontal, 300 mm height,
- DN 150 vertical, 400 mm height, with 90°-moulded piece (accessory) as horizontal inlet 600 mm or higher, horizontally adjustable

#### Technical Data

Curve No.	Type Sanistar PLUS	Motorinput P <sub>1</sub> (kW)	Motoroutput P <sub>2</sub> (kW)	Voltage 50 Hz (V)	Speed (U/min)	Nominal current (A)	Weight (kg)
①	320 W / 620 W	2,3	1,7	230-240/1Ph	1450	10,7	98 / 128
①	320 D / 620 D	2,3	1,7	400-415/3Ph	1450	4,4	98 / 128
②	325 D / 625 D	3,7	2,9	400-415/3Ph	1450	6,5	105 / 135
③	330 D / 630 D	3,0	2,1	400-415/3Ph	2900	5,1	98 / 128
④	335 D / 635 D	4,0	3,3	400-415/3Ph	2900	6,6	105 / 135

#### Volume of collection tank

Unit type:	320W-335D	620W-635D
Total volume:	300 l	600 l
Pumping volume:	120 l-225 l*	240 l-450 l*
Factory setting:	120 l	240 l

\* Adjustable at the control box.

#### Cable

Type	Length
Unit-	
Control box	2 x H07RN-F7G1,5 3 m
Control box-plug	Model W:H07RN-F 3G1,5 0,8 m Model D:H07RN-F 5G1,5 0,8 m CEE-plug 16 A / 400 V

- DN 100 vertical, 700 mm height,
- 2 x DN 150 connection for tank in tandem arrangement.

**Collecting tank:** Odour and gas tight composite collecting tank.

**Discharge:** Flange DN 80. Flexible union piece DN 80 / DN 100.

With integrated soft ball check valve.

**Air vent:** DN 70 vertical. Connection for diaphragm pump BSP 1" F.

**Cleaning cover** with screw cap.

**Pump:** Pump chamber integrated in the collecting tank. Non-clogging impeller, spherical clearance 45 mm.

**Motor:** Fully submersible, pressure tight electric motor, 1 Ph or 3 Ph. Thermal sensors embedded in the winding. Insulation class F. Degree of protection IP 68. Large diameter stainless steel rotor shaft, pre-lubricated bearings.

**Seals:** Triple lip seal combination in separate oil chamber. Oil inspection from outside.

**Explosion protection:** All models are available with explosion proof motors according to  $\text{Ex II 2 G EEx d [ib] IIBT4}$ .

**Materials:**

Collecting tank with pump housing	Polyethylene
Impeller, pump flange	Cast iron GG 25/EN-GJL-250
Rotor shaft, screws	Stainless steel
Seal kit	Perbonane

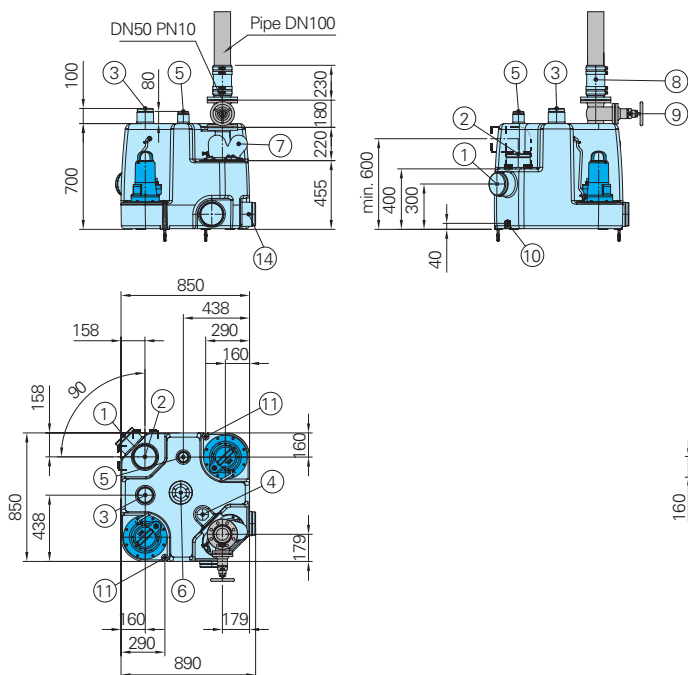
**motralec**

4 rue Lavoisier . ZA Lavoisier . 95223 HERBLAY CEDEX  
Tel. : 01.39.97.65.10 / Fax. : 01.39.97.68.48  
Demande de prix / e-mail : service-commercial@motralec.com

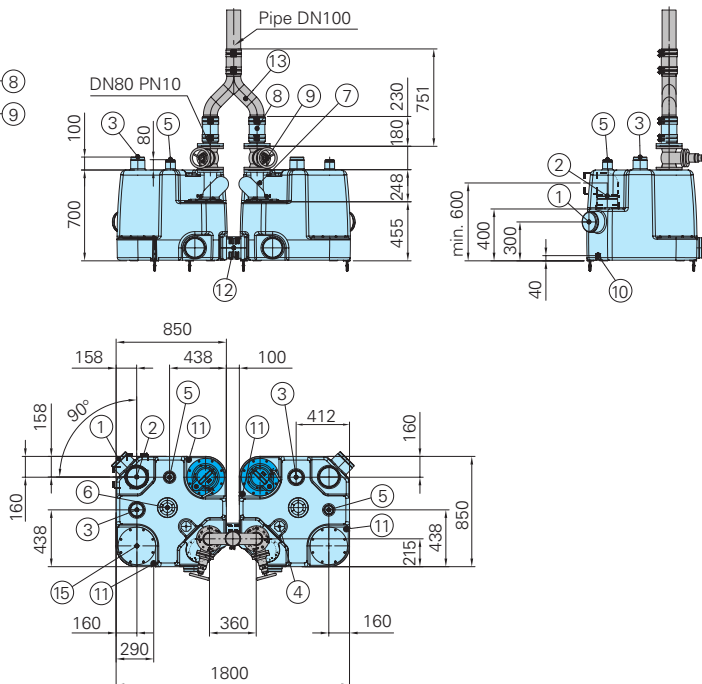
[www.motralec.com](http://www.motralec.com)

## Dimensions and main components

### Double-unit



### Tandem-double-unit



- |   |   |  |
|---|---|--|
| ① Inlet DN 150 horizontal   | ⑥ Cleaning cover                          | ⑫ Uplift safety                        |
| ② Inlet DN 150 vertical, alternatively usable by KG-elbow (accessory) as 90° horizontal inlet | ⑦ Soft ball check valve DN 80             | ⑬ Connection piece DN 100 (accessory)  |
| ③ Inlet DN 100 vertical   | ⑧ Elastic union piece                     | ⑭ Connection DN 150 Tandem-double-unit |
| ④ Connection for pneumatic control box  | ⑨ Flanged gate valve DN 80 (accessory)    | ⑮ Blind flange                         |
| ⑤ Air vent DN 70  | ⑩ Connection for diaphragm pump BSP 1"    |  |
|   | ⑪ Elastic union piece DN 150, 200 mm long |  |

all dimensions in mm

### Control box

Electronic control box for control and monitoring of all important functions. Pneumatic level control with pressure operation. Auto-change over after each pump cycle. Operation of both pumps at high flow. In the event of failure automatic change over to the second pump. Motor protection with temperature control of the winding. Optical failure alarm. Acoustic alarm by buzzer. Volt free contact for remote signal. Control indication for direction of rotation.

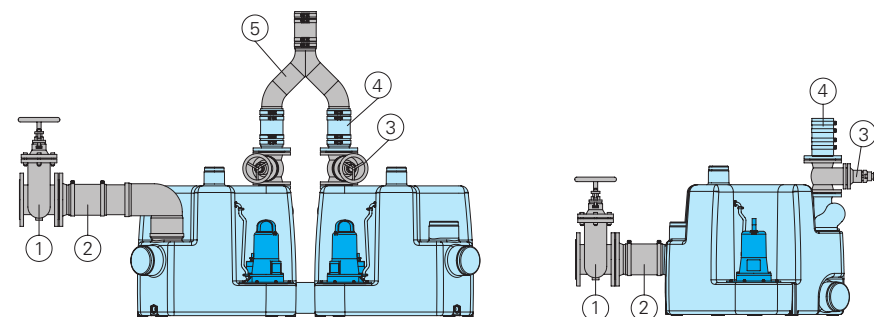


Connection for ServCom controller (see accessories) for:

- Monitoring of operation hours, number of starts, maintenance interval, unnormal operating conditions.
- Adjustment of pump operation level in the tank.

Mains independent alarm by installing a 9V battery (see accessories).

### Accessories



Part description	Dimension	Part-No.	Part description	Dimension	Part-No.
① Flanged gate valve with gasket and fixing bolts	DN 100 DN 150	2216100 2216150	④ Flanged elastic union piece for discharge pipe	DN 100 DN 80	Equipment supplied 2159021
② Flanged elastic union piece	DN 100 DN 150	2159041 2159541	⑤ Connection piece with flexible union piece	DN 100	2155102
Hose band	S 115/20 GBS 168/30	2311520 2317520	○ Diaphragm pump	BSP 1" F	8502445
③ Flanged gate valve, with gasket and fixing bolts	DN 80	2216080	○ Battery 9 V for mains-independent alarm		1952215
			○ ServCom controller for monitoring of operation data and adjustment of the control levels in the tank.		

**motralec**

4 rue Lavoisier . ZA Lavoisier . 95223 HERBLAY CEDEX

Tel. : 01.39.97.65.10 / Fax. : 01.39.97.68.48

Demande de prix / e-mail : service-commercial@motralec.com

[www.motralec.com](http://www.motralec.com)

**HOMA**  
P U M P T E C H N O L O G Y