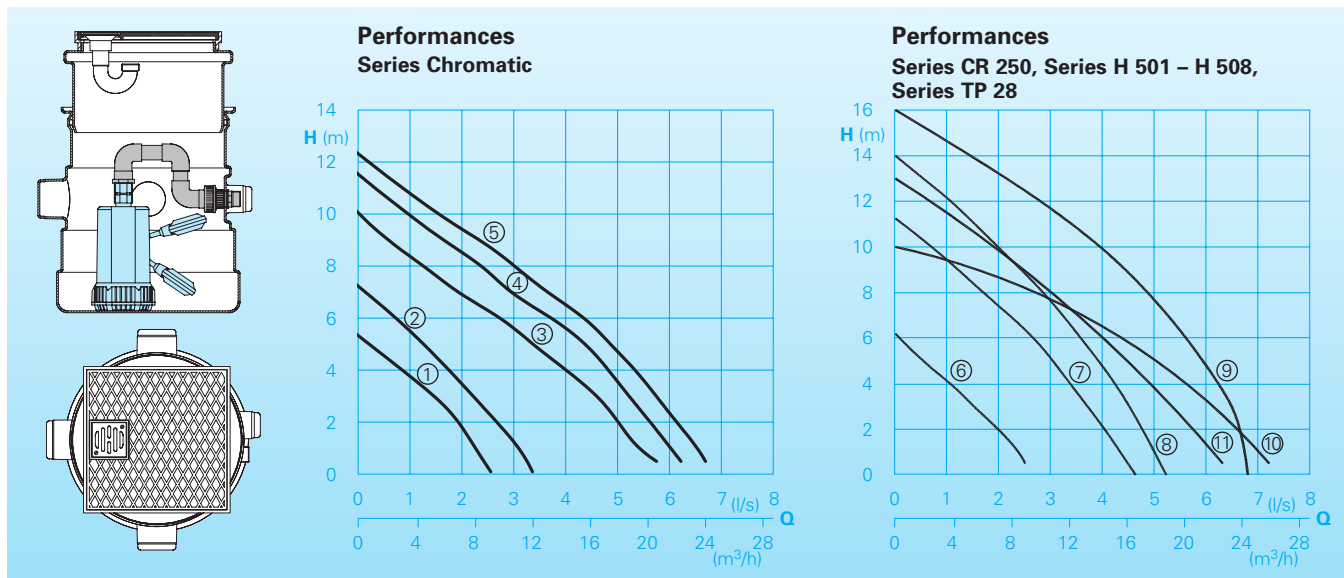


Domestic waste water disposal unit with under-floor collecting tank.

Saniquick UF



Application

HOMA Saniquick UF is used for removal of waste water from hand basins, washing machines, showers or bath and cellar de-watering in rooms below the sewer level. Installation as a collecting tank for rainwater in cellars, basements, baths and garages.

Installation: Collecting tank for under-floor installation with adjustable access cover.

Pumped liquid: Clear water and drainage water. Max. liquid temperature: 35°C, short term up to 60°C.

Design

Waste water disposal for under-floor installation consisting of:

Collecting tank: Plastic tank fixed to prevent lifting, volume 40 l, with 3 inlets DN 100. Connecting piece DN 70 for air vent and cable duct. Frame with adjustable height to adapt the cover plate to the floor level. Odour tight cover plate with floor drain. The cover plate can be used as a gutter or a tile frame. Both frame and plate are adjustable in height and capable of being turned through 360°, for adjustment to the floor level and direction of tiles after the tiles have been laid.

Installation kit: Discharge connector and pipe for the pump are fitted in the tank, including a non-return valve in the pipework (only for the pump models without an integrated non-return valve.)

Technical Data

Curve No.	Pump type	Motor input P ₁ (kW)	Motor output P ₂ (kW)	Nominal current (A)	Discharge	Weight (kg)
①	C 225 WA	0,25	0,13	1,4	BSP 1 1/4" IG	4,1
②	C 235 WA	0,35	0,18	1,8	BSP 1 1/4" IG	4,6
③	C 280 WA	1,00	0,76	4,5	BSP 1 1/4" IG	8,0
④	C 290 WBA	1,20	0,91	5,0	BSP 1 1/4" IG	8,3
⑤	C 290 DA	1,10	0,86	2,0	BSP 1 1/4" IG	8,3
⑥	CR 250 WA	0,55	0,30	2,1	BSP 1 1/4" IG	4,2
⑦	H 501 WA / H 502 WA	1,20	0,80	5,0	BSP 1 1/4" IG	9,0
⑦	H 502 DA	1,00	0,80	2,0	BSP 1 1/4" IG	9,0
⑧	H 505 WA / H 506 WA	1,50	1,10	6,9	BSP 1 1/4" IG	11,0
⑧	H 506 DA	1,30	0,90	2,4	BSP 1 1/4" IG	11,0
⑨	H 508 WA	2,20	1,30	10,4	BSP 2" IG	18,0
⑨	H 508 DA	1,90	1,10	3,3	BSP 2" IG	18,0
⑩	TP 28 V WA	1,10	0,90	5,6	BSP 1 1/2" IG	22,0
⑩	TP 28 V 11/2 DA	1,10	0,90	2,2	BSP 1 1/2" IG	22,0
⑪	TP 28 M 10/2 WA	1,00	0,70	4,7	BSP 1 1/2" IG	22,0
⑪	TP 28 M 10/2 DA	1,00	0,70	1,8	BSP 1 1/2" IG	22,0

Speed: 2900 U/min

Model W: 230-240 V / 1 Ph

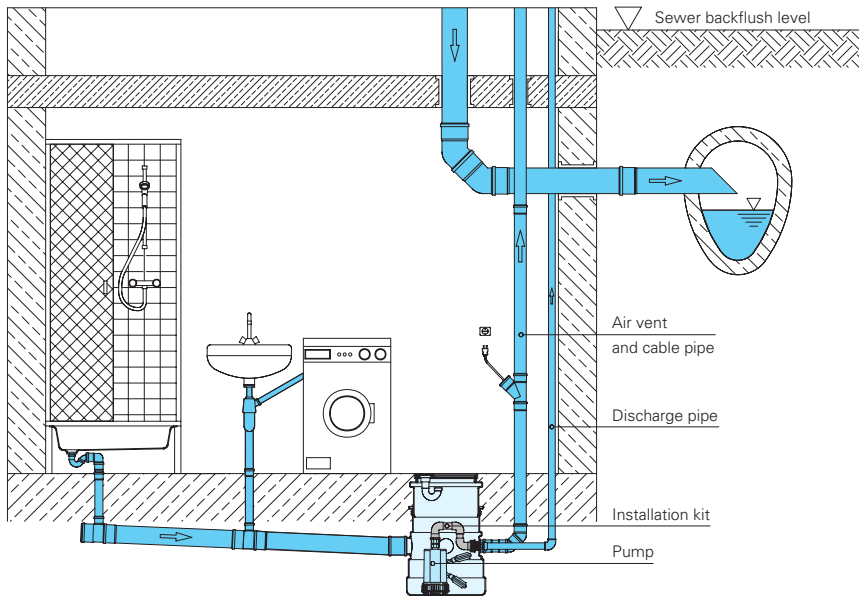
Model D: 400-415 V / 3 Ph

Pump/Motor: Single stage centrifugal submersible drainage pumps with float switch control for automatic operation depending on liquid level in the tank. Open multi-channel impeller, spherical clearance 10 mm. Models C 225 – C 290 and CR 250 with integral non return valve. Fully submersible, pressure tight electric motor, jacket cooled. Insulation class F. Degree of protection IP 68. Models with a spherical clearance up to 65 mm and explosion proofed models (series TP) on request for further information see particular pump literature.

Materials:

Collecting tank	Polyethylene
Installation kit	PVC
Pump housing	Composite (C 225 – C 290) Stainless steel (CR 250, H 501 – H 508) Cast iron GG 25/ EN-GJL-250 (TP 28)
Motor housing	Stainless steel
Impeller	Composite (C 225 – C 290, CR 250) Stainless steel (H 501 – H 508) Cast iron GG 25/ EN-GJL-250 (TP 28)
Rotor shaft, screws	Stainless steel
Seal kit	Perbonane

Installation



Part Description

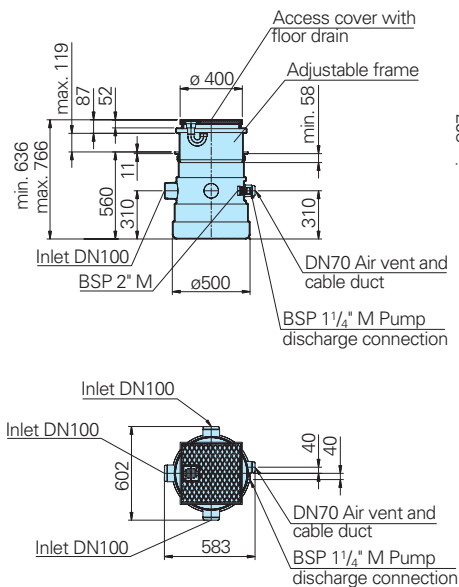
Part Description	Part No.
Saniquick UF composite collecting tank with frame and cover plate	9804010
Installation kit for pump types:	
C 225 and C 235	9804028
C 240 and C 290	9804032
CR 250	9804036
H 501 - H 508	9804035
H 106, H 117, H 307 - H 328, TP 28	9804024
Extension kit for collecting tank	73351731
○ HOMA 2 Poles earth leakage circuit breaker Fi 16/0,03 A	1561160
Mains-operated alarm unit, float switch 230-240 V/1Ph length 10 m	1586140
rechargeable battery, 9 V	1952215

Equipment supplied / Accessories

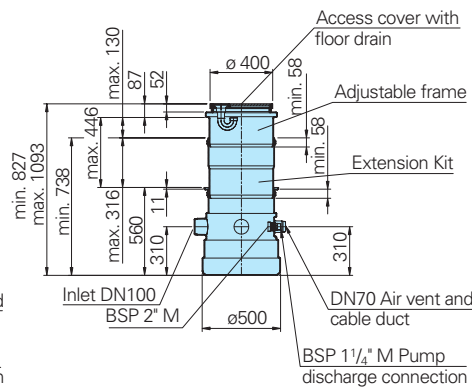
Pump type	P ₁ (kW)	Part No.	Pump type	P ₁ (kW)	Part No.
C 225 WA	0,25	9110260	H 505 WA	1,5	9251151
C 235 WA	0,35	9110265	H 506 WA	1,5	9251145
C 280 WA	1,0	9110288	H 506 DA	1,3	9251165
C 290 WBA	1,2	9110290	H 508 WA	2,2	9251175
C 290 DA	1,1	9110292	H 508 DA	1,9	9251190
CR 250 WA	0,55	9251109	TP 28 V WA	1,1	9211311
H 501 WA	1,2	9251116	TP 28 V 11/2 WA	1,1	9211283
H 502 WA	1,2	9251110	TP 28 V 11/2 DA	1,1	9211293
H 502 DA	1,0	9251130	TP 28 M 10/2 WA	1,0	9211281
			TP 28 M 10/2 DA	1,0	9211291

Dimensions

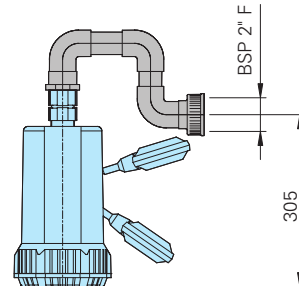
Collecting tank



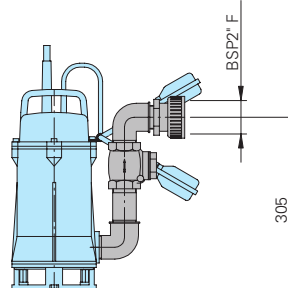
Collecting tank with extension kit



C225 - C 290, CR 250, H 501 - H 508 with installation kit



H 106, H 117, H 307 - H 328, TP 28 with installation kit



all dimensions in mm

motralec

4 rue Lavoisier . ZA Lavoisier . 95223 HERBLAY CEDEX
Tel. : 01.39.97.65.10 / Fax. : 01.39.97.68.48
Demande de prix / e-mail : service-commercial@motralec.com

www.motralec.com

HOMA
P U M P T E C H N O L O G Y