



Featuring the New Motor Driven
7.0 GPM Pentaflex Diaphragm Pump

FEATURES AND BENEFITS

Expect only the best. With over 30 years of pump design and manufacturing experience, ITT Flojet is committed to delivering the hardest working and longest lasting pumps. No matter the application, ITT Flojet can provide a superior pump to match all your requirements.

SELF-PRIMING EVEN WHEN DRY

Dry vertical lift from 6.0 ft (1.8m) up to an outstanding 10.0 ft (9.0m).

CAN RUN DRY WITHOUT DAMAGE

- ITT Flojet diaphragm pumps can run dry for extended periods with no damage even when the liquid supply is exhausted
- Compatible with a wide range of chemicals
- Seal-less design (no shaft seal, so less leak issues)

COMPACT SIZE AND LIGHTWEIGHT

- Highest flow rates for their size
- Plug-in ports for easy installation and servicing
- ITT Flojet pumps can be mounted easily anywhere with functional mounting platforms and simple connections - fit it anywhere and plumb up

EASY, LOW-COST AND CONVENIENT SERVICING

- Modular design
- Low cost, low maintenance design means a trouble free service life
- Spare parts and accessories are readily available and easy to install

THE PRINCIPAL BEHIND POSITIVE DISPLACEMENT DIAPHRAGM PUMPS



Self-priming design allows pumps to create suction to draw fluid into pump without manual priming.



Fluid enters inlet port and is drawn through inlet check valve when piston moves away from the check valve.



As piston moves toward the check valve assembly, the fluid is forced through the outlet check valve and out of the pump.

QUAD 4000 SERIES PUMPS | FOR INTERNATIONAL & US MARKETS

ITT Flojet developed the quad pumps to deliver higher flows up to 5 GPM using a four-piston design with excellent self-priming capability.




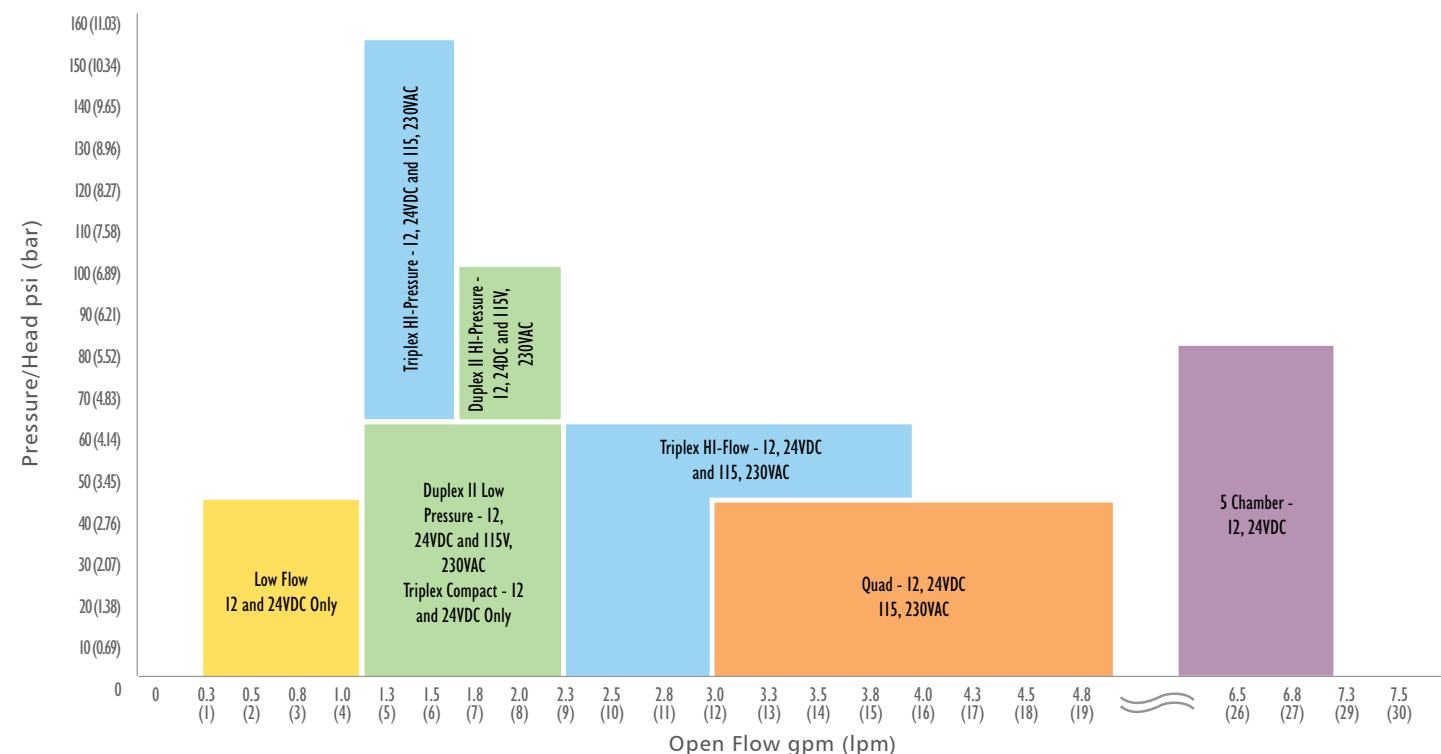
FEATURES

- Built-in pressure switch automatically starts and stops pump instantaneously when discharge valve opens and closes
- Compact design and plug-in port fittings make installation easy
- Can run dry without damage & handle liquids up to 130° F (54° C)
- No metal contact with liquid being pumped
- Ball bearing drive throughout pump and motor assures longer pump life
- Excellent self-priming capability. Pump may be located above the liquid level
- Powerful, permanent magnet motor with low current draw and long life brushes

SPECIFICATIONS

Flow Rate	3.5 to 5.0 GPM (13.2 and 18.9 L/min) Nominal
Pump Design	Diaphragm
Motor	TEFC/TENV Permanent Magnet Motor
Voltage	12 & 24 Volt DC, 115 & 230 Volt AC
Cycle	50/60 hertz for AC Models
Current	1.5 amp max. (115 V)
Pressure Switch Setting	45 PSI (3.2 bar) cut out
Maximum Operating Pressure	40 PSI (2.8 bar)
Self-Priming	Up to 8 ft. (2.4 m) Vertical Height
Ports *	Plug-In Ports 1/2" (12.7mm) or 3/4" (19mm) Hose Barb Standard
Wetted Parts	Housing Modified Polypropylene - Standard, Elastomers Santoprene® and Buna - Standard
Net Weight	4 lbs. (2 kg)

DIAPHRAGM PUMP PRODUCT RANGE



motralec
4 rue Lavoisier . ZA Lavoisier . 95223 HERBLAY CEDEX
Tel. : 01.39.97.65.10 / Fax. : 01.39.97.68.48
Demande de prix / e-mail : service-commercial@motralec.com
www.motralec.com



Engineered for life

motralec
4 rue Lavoisier . ZA Lavoisier . 95223 HERBLAY CEDEX
Tel. : 01.39.97.65.10 / Fax. : 01.39.97.68.48
Demande de prix / e-mail : service-commercial@motralec.com
www.motralec.com



PENTAFLEX SERIES | FOR INTERNATIONAL & US MARKETS

Flojet Pentaflex® Series 7.0 GPM High Pressure Pumps – the industry’s most powerful diaphragm pumps in it’s class and price range.

The Flojet Pentaflex pumps are engineered and constructed with the latest co-injection mold diaphragm technology, which virtually eliminates potential leak paths. This latest innovation offers unequaled pump performance and life.

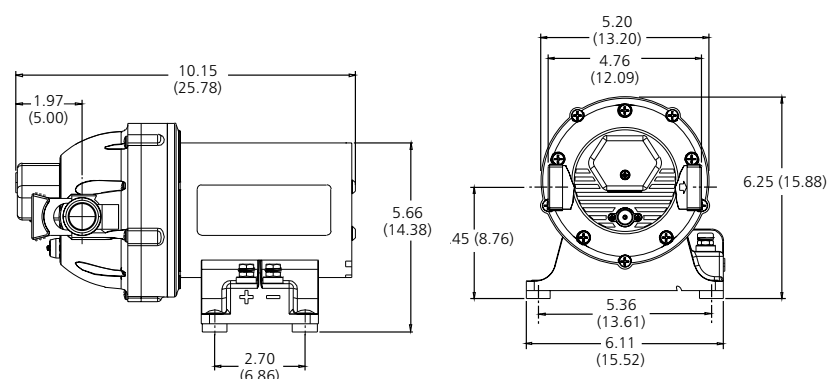
Also, Flojet’s unique five chamber design allows these pumps to operate at exceptional flow rates and pressures. With operating pressures exceeding 60 psi and self-priming capabilities exceeding 10 ft., Flojet Pentaflex pumps are designed to be the most versatile pumps on the market today.

The Flojet Pentaflex Series High Pressure Pumps are available now in 12 and 24 VDC models, and being made from Santo/EPDM and Santo/Viton makes them capable of handling some tough chemicals without corroding.



DIMENSIONAL DRAWING

UNLESS OTHERWISE STATED DIMENSIONS IN [] ARE IN MM.




MODELS

MODEL #S	CE	VOLTAGE	SWITCH PSI (BAR)	BYPASS PSI (BAR)	DIAPHRAGM	CHECK VALVE	OPEN FLOW GPM (LPM)	FITTINGS
R7300142A	Yes	12	80 (5.5)	Yes	Santoprene	EPDM	7.0 (26.5)	3/4" HB ST
R7300342A	Yes	24	80 (5.5)	Yes	Santoprene	EPDM	7.0 (26.5)	3/4" HB ST
R7300132A	Yes	12	80 (5.5)	Yes	Santoprene	Viton	7.0 (26.5)	3/4" HB ST
R7300332A	Yes	24	80 (5.5)	Yes	Santoprene	Viton	7.0 (26.5)	3/4" HB ST



4 rue Lavoisier . ZA Lavoisier . 95223 HERBLAY CEDEX
Tel. : 01.39.97.65.10 / Fax. : 01.39.97.68.48
Demande de prix / e-mail : service-commercial@motralelec.com

www.motralelec.com



LF SERIES | FOR INTERNATIONAL & US MARKETS

This ultra compact pump uses the duplex diaphragm design to deliver flow and pressure comparable to much larger pumps.

SPECIFICATIONS - LF12 AND LF11 SERIES

Pump Design	Reciprocating Diaphragm
Flow Rate	1.0 GPM (3.8 L/min) Nominal @ Open Flow
Duty Cycle	Intermittent

WETTED PARTS

Housing	Polypropylene
Diaphragm	Santoprene®
Check Valve	Viton® or EPDM
Check Valve Spring	316 Stainless Steel
Minimum Tip Size	#8 Tip, .072" (1.83 mm) Diameter
Port Type	3/8" (9.5 mm) Hose Barb
Operating Pressure	25 PSI (1.7 bar) Maximum
Pressure Switch Setting	35 PSI (2.4 bar) Off, 25 PSI (1.7 bar) On
Self-Priming	Up to 2.5 ft (.76 m) Vertically
Liquid Temperature	110° F (43° C) Maximum
Motor Type	Permanent Magnet Motor
Motor Voltage	12 V DC, 24VDC, 115VAC
Current	2.5 Amp Nominal @ 25 PSI (1.7 bar)

FEATURES

- Sealed pressure switch automatically starts and stops pump when discharge valve opens and closes
- Self-priming so pump can be located above supply tank
- Can run dry for extended periods of time without damage
- Built-in thermal protector
- Low amp draw for battery powered applications

DUPLEX II SERIES PUMPS | FOR INTERNATIONAL & US MARKETS

The Duplex II series of pumps incorporate the best technology and features developed by ITT Flojet. Everything from the back flow preventer, check valves, bearings and diaphragm assembly to the motor, have been designed to make this truly the most advanced and reliable diaphragm pump available. Higher efficiency of the pump is evident in the longer life of the motor pump unit. The new diaphragm design combined with the new valves, makes the pump capable of pulling higher dry vacuum. Duplex II is available in various performance ranges, voltages and with a choice of elastomers, making it easily adaptable to a diverse range of applications.



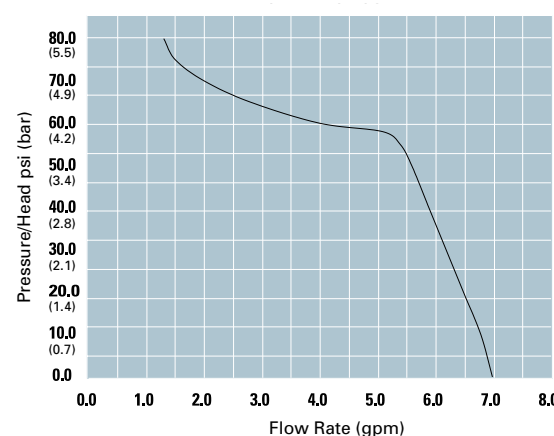
SPECIFICATIONS

Pump	Positive Displacement two piston design
Flow Rate	2.2 GPM (8.32 L/min) for high pressure models 1.6 GPM (6.05 L/min) for medium and low pressure models
Pressures	Up to 100 PSI (6.89 bar)
Ports	3/8" NPT female
Motor	Permanent Magnet with solid state rectifier
Voltages	12 & 24 V DC, 115 & 230 V AC
Cycle	50/60 hertz for AC models
Dry Vacuum	Up to 8 feet (2.4 M)
Pressure Switch Setting	15, 30, 45, 60, 80, and 100 PSI
Wetted Parts	Polypropylene, Viton®, Buna or EPDM
Net Weight	4 to 5 lbs. (2.28 kgs)
Maximum Operating Pressure	100 PSI (6.8 bar)

FEATURES

- Self-priming up to 8 feet (2.4 m)
- Can run dry without damage
- Chemically resistant materials
- Internal bypass standard
- Built-in back flow preventer
- Heavy duty ball bearing drive system
- UL, CSA and CE models available

PERFORMANCE



SPECIFICATIONS

Pump Body	Glass Filled Nylon
Pump Design	5 Chamber Diaphragm
Suction Lift	Self Priming to 8 ft. (2.5 m)
Ports	(2) - 3/4" (19 mm) Hose Barb (2) - 3/4" (19 mm) Hose Barb 90° Elbow
Motor	Permanent Magnet

TRIPLEX SERIES | FOR INTERNATIONAL & US MARKETS

TRIPLEX COMPACT RANGE PUMPS - These pumps are designed specifically for the Agricultural market. ITT Flojet’s new three chamber design and compact features make them ideal for sprayers and many other transfer and dispensing applications. These automatic demand pumps are fitted with a sealed pressure switch and motor, is self-priming, can run dry, and can be installed in compact spaces.



FEATURES

- Compact automatic demand pump
- Sealed pressure switch and motor
- Self-priming; pump can be located above supply tank
- Can run dry for extended periods of time without damage
- Flow rates to 2.0 GPM (7.6 l/min) and operating pressure to 60 psi (4.1 bar)

SPECIFICATIONS

Motor Design	Permanent Magnet TENV (non-ventilated)	Max. Flow Rate	2.0 GPM (7.6 LPM)
Voltage	12 VDC	Maximum Pressure	60 psi (4.1bar)
Amp Draw	8 amp max for 12 VDC	Duty Cycle	Intermittent
Pump Head	Reinforced Polypropylene	Weight	3.4 lb (1.5 Kg)
Elastomers Diaphragm	Santoprene™	Certifications	CE, NSF components
Check Valve	EPDM or Viton	Port Size Inlet/outlet	3/8" NPTF

TRIPLEX HI-PRESSURE PUMPS - These pumps are capable of pressures up to 160 PSI (11 Bar), some of the highest pressures available in the diaphragm pump industry. This is ideal for applications such as spraying, misting, filtration, cooling, dispense and pressure boosting.



FEATURES

- Constructed from a selection of materials suitable for handling a broad range of chemicals.
- Self-priming up to 8 feet (2.4m); pump can be located above supply tank
- Sealed pressure switch and motor
- Can run dry for extended periods of time without damage
- Flow rates to 1.4 GPM (5.5 LPM) and operating pressure to 160 psi (11 bar)

Motor Design	Permanent Magnet DC and rectified (PMDC) AC	Max. Flow Rate	1.4 GPM (5.5LPM)
Voltage	12, 24 VDC, 115, 230 VAC	Maximum Pressure	160 psi (101 bar) switch cutoff 140 psi (9.7 bar) max running pressure
Cycles	50/60 Hz	Max. Liquid Temp	40° F (4° C) Min, 140° F (60° C) Max
Amp Draw	9 amp max for 12 VDC, 0.95 amp max for 115 VAC	Duty Cycle	Intermittent
Pump Head	Glass filled Nylon	Weight	7.6 lb (3.5 Kg)
Elastomers Diaphragm	Santoprene™	Certifications	CE, NSF components
Check Valve	EPDM or Viton	Port Size Inlet/outlet	3/8" NPTF

TRIPLEX HIGH FLOW PUMPS - These pumps are designed for a wide range of applications and are constructed from a selection of materials suitable for handling a broad range of chemicals. The Triplex High Flow pumps are self-priming and can run dry without harm.



Motor Design	Permanent magnet DC	Check valves	Viton, EPDM
Voltages	12, 24 VDC, 110VAC, 230VAC	Max. Flow Rate	4 GPM (15.1 LPM)
Pump Rating	IP 54 (splash proof)	Max. Pressure	60 psi (4.1 bar) switch cutoff 50 psi (3.4 bar) max running pressure
Amp Draw	5 amps @ 10 psi for 12 VDC 3 amps @ 10 psi for 24 VDC 9 amps @ 10 psi for 12 VDC 6 amps @ 10 psi for 24 VD 9 amps @ 40 psi for 12 VDC 6 amps @ 40 psi for 24 VDC	Max. Liquid Temp	40° F (4° C) Min*, 140° F (60° C) Max*
Pump Head	Polypropylene	Duty Cycle	Intermittent**
Elastomers Diaphragm	Santoprene™	Weight	5.05 lbs (2.29 kg) max.
		Wiring Options	Standard 18 AWG leads
		Port Size inlet / outlet	3/4" (19 mm), 3/8" NPTF