

NOVADOS H5


Metering Pumps

Flow rates up to 22365 l/h

Pressure up to 1000 bar

Versatility

These units can be combined to multiplex pumps for process or recipe metering with all gear sizes of Bran+Luebbe's horizontal NOVADOS range H1, H2, H3, H4, H5, H6, B and BS

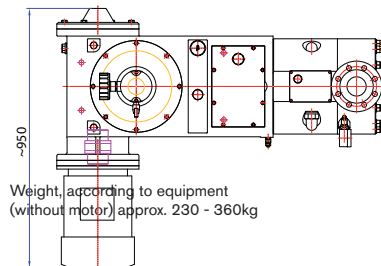
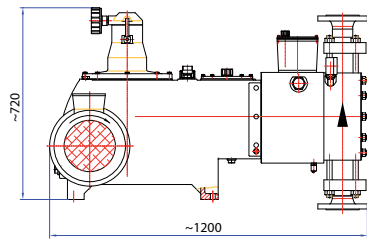


motralec

4 rue Lavoisier . ZA Lavoisier . 95223 HERBLAY CEDEX
Tel. : 01.39.97.65.10 / Fax. : 01.39.97.68.48
Demande de prix / e-mail : service-commercial@motralec.com

www.motralec.com

SPX®



Materials of construction of liquid-wetted parts

- Housings of St. Steel 1.4571, 1.4581 or 1.4462, alternatively, PVC or PP
- Diaphragms of PTFE or stainless steel 1.4310
- Plungers of stainless steel or ceramic
- Options: materials such as Super Duplex, Hastelloy, Titanium, Halar® coating or PVDF and other materials

Pump gear design

- Worm gear with different reduction ratios
- Integral housing utilizing modern seal technology
- Splash lubrication without oil pump
- Large oil sump
- Suitable for variable speed

Stroke length adjustment

- Eccentric (Z-shape) crankshaft

Flow rate control

- Manually, electrically, or pneumatically during operation and standstill, or speed variation

Driver

- 4- or 6-pole electric motor with fixed or variable speed

Installation and Operating Conditions*

- **Hazardous area:** up to Zone 1 IIC T4 (Zone 22 upon request)
- **Ambient temperature range:** from -40°C up to +55°C (special solutions upon request)
- **Fluid temperature range:** from -40°C up to +150°C (special solutions upon request)

* These are limit values, please state actual conditions with inquiry.

Flow rate table (for single module)¹⁾

Pump head type	Diaphragm		Plunger	
	Material of displacement body Housing material	PTFE St.Steel/Plastic	St. Steel St. Steel	Ceramic or St. Steel St. Steel or Plastic
Flow rate at 200 min ⁻¹		max. operating pressure ²⁾		
	l/h	bar	bar	bar
0...	145	-	1000	500
0...	353	400	-	400
0...	443	-	325	-
0...	509	-	-	280
0...	579	250	-	-
0...	733	200	-	200
0...	905	160	-	-
0...	997	-	144	144
0...	1414	100	-	100
0...	1773	-	-	80
0...	2244	63	63	-
0...	2615	-	55	55
0...	2771	50	-	-
0...	3181	-	-	45
0...	3619	40	-	-
0...	3802	-	-	38
0...	4580	-	-	31
0...	5654	25	-	25
0...	8836	16	-	16
0...	17064 ³⁾	-	-	8
0...	22365 ³⁾	-	-	6

1) The table shows an excerpt of all possibilities and serves as an initial guideline. Pumps will be sized for the specific requirements.

2) Max. operating pressure of actual pumps may deviate from figures stated. Pumps with housing material plastic are generally limited to max. 10 bar operating pressure

3) Piston (double-acting) pump heads at 100 min⁻¹.

- Flow rates at 100% volumetric efficiency. Please allow for transmission losses. The figures stated serve as guideline only.
- Metering accuracy: as good as ±0.5%
- Selectable stroking speeds (50 Hz): 50, 63, 72, 85, 100, 127, 144, 170, 200 min⁻¹. Different stroking speeds for 60 Hz driver.

We reserve the right for technical changes without notice.

SPX Flow Technology - Werkstrasse 4 - D-22803 Norderstedt

Phon as described in this bulletin, are provided for your information only and should not be relied upon unless confirmed in writing.

Issued: BL-108 - 0.5 - E 04/2010

Copyright © SPX Corporation 2010

motralec

4 rue Lavoisier . ZA Lavoisier . 95223 HERBLAY CEDEX

Tel. : 01.39.97.65.10 / Fax. : 01.39.97.68.48

Demande de prix / e-mail : service-commercial@motralec.com

www.motralec.com

SPX®