



# NOVADOS H2


## Metering Pumps

Flow rates up to 1810 l/h

Pressure up to 700 bar

### Versatility

These units can be combined to multiplex pumps for process or recipe metering with all gear sizes of Bran+Luebbe's horizontal NOVADOS range H1, H2, H3, H4, H5, H6, B and BS

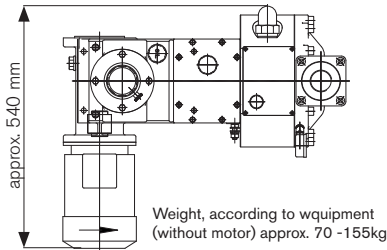
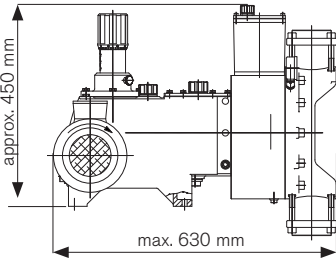


**motralec**

4 rue Lavoisier . ZA Lavoisier . 95223 HERBLAY CEDEX  
Tel. : 01.39.97.65.10 / Fax. : 01.39.97.68.48  
Demande de prix / e-mail : [service-commercial@motralec.com](mailto:service-commercial@motralec.com)  
[www.motralec.com](http://www.motralec.com)

**SPX**®

# General specification



## Materials of construction of liquid-wetted parts

- Housings of St. Steel 1.4571, 1.4581 or 1.4462, alternatively, PVC or PP
- Diaphragms of PTFE or stainless steel 1.4310
- Plungers of stainless steel or ceramic
- Options: materials such as Super Duplex, Hastelloy, Titanium, Halar® coating or PVDF and other materials

## Pump gear design

- Worm gear with different reduction ratios
- Integral housing utilizing modern seal technology
- Splash lubrication without oil pump
- Large oil sump
- Suitable for variable speed

## Stroke length adjustment

- Eccentric (Z-shape) crankshaft

## Flow rate control

- Manually, electrically, or pneumatically during operation and standstill, or speed variation

## Driver

- 2- or 4-pole electric motor with fixed or variable speed

## Installation and Operating Conditions\*

- **Hazardous area:** up to Zone 1 IIC T4 (Zone 22 upon request)
- **Ambient temperature range:** from -40°C up to +55°C (special solutions upon request)
- **Fluid temperature range:** from -40°C up to +150°C (special solutions upon request)

\* These are limit values, please state actual conditions with inquiry.

## Flow rate table (for single module)<sup>1)</sup>

Pump head type	Diaphragm		Plunger
	Material of displacement body Housing material	PTFE St.Steel/Plastic	St. Steel St. Steel Ceramic or St. Steel St. Steel or Plastic
Flow rate at 200 min <sup>-1</sup>		max. operating pressure <sup>2)</sup>	
	l/h	bar	bar
0...	2,5	-	500
0...	7,0	-	500
0...	10,1	-	500
0...	18,1	400	500
0...	28,2	350	-
0...	40,7	220	160
0...	72,4	125	-
0...	113	80	80
0...	177	50	50
0...	254	-	35
0...	290	32	-
0...	366	-	24
0...	452	20	-
0...	499	-	18
0...	707	12,5	-
0...	887	10	-
0...	1087	-	8
0...	1122	8	-
0...	1307	-	7
0...	1590	-	6
0...	1810	5	-

1) The table shows an excerpt of all possibilities and serves as an initial guideline. Pumps will be sized for the specific requirements.

2) Max. operating pressure of actual pumps may deviate from figures stated. Pumps with housing material plastic are generally limited to max. 10 bar operating pressure

- Flow rates at 100% volumetric efficiency. Please allow for transmission losses. The figures stated serve as guideline only.
- Metering accuracy: as good as ±0.5%
- Selectable stroking speeds (50 Hz): 50, 63, 72, 85, 100, 127, 144, 170, 200 min<sup>-1</sup>. Different stroking speeds for 60 Hz driver.

We reserve the right for technical changes without notice.

**motralec**

4 rue Lavoisier . ZA Lavoisier . 95223 HERBLAY CEDEX

Tel. : 01.39.97.65.10 / Fax. : 01.39.97.68.48

Demande de prix / e-mail : [service-commercial@motralec.com](mailto:service-commercial@motralec.com)

[www.motralec.com](http://www.motralec.com)

**SPX**®