

# NOVADOS H1


## Metering Pumps

### Versatility

These units can be combined to multiplex pumps for process or recipe metering with all gear sizes of Bran+Luebbe's horizontal NOVADOS range H1, H2, H3, H4, H5, H6, B and BS

Flow rates up to 748 l/h

Pressure up to 500 bar

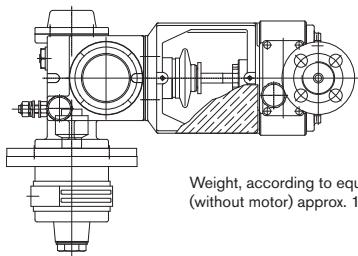
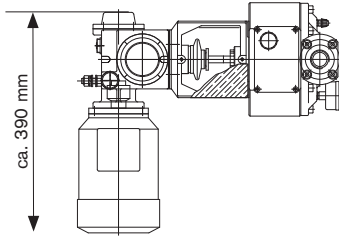
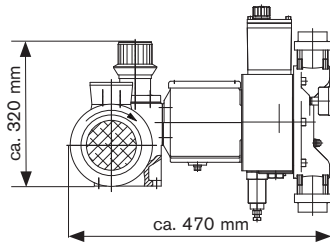


**motralec**

4 rue Lavoisier . ZA Lavoisier . 95223 HERBLAY CEDEX  
Tel. : 01.39.97.65.10 / Fax. : 01.39.97.68.48  
Demande de prix / e-mail : [service-commercial@motralec.com](mailto:service-commercial@motralec.com)  
[www.motralec.com](http://www.motralec.com)

**SPX**®

# General specification



Weight, according to equipment (without motor) approx. 19-106 kg

## Materials of construction of liquid-wetted parts

- Housings of St. Steel 1.4571, 1.4581 or 1.4462, alternatively, PVC or PP
- Diaphragms of PTFE or stainless steel 1.4310
- Plungers of stainless steel or ceramic
- Options: materials such as Super Duplex, Hastelloy, Titanium, Halar® coating or PVDF and other materials

## Pump gear design

- Worm gear with different reduction ratios
- Splash lubrication without oil pump
- Large oil sump
- Suitable for variable speed

## Stroke length adjustment

- Eccentric (Z-shape) crankshaft

## Flow rate control

- Manually, electrically, or pneumatically during operation and standstill, or speed variation

## Driver

- 2- or 4-pole electric motor with fixed or variable speed
- Air or gas motor (upon request)

## Installation and Operating Conditions\*

- **Hazardous area:** up to Zone 1 IIC T4 (Zone 22 upon request)
- **Ambient temperature range:** from -40°C up to +55°C (special solutions upon request)
- **Fluid temperature range:** from -40°C up to +150°C (special solutions upon request)

\* These are limit values, please state actual conditions with inquiry.

## Flow rate table (for single module)<sup>1)</sup>

Pump head type	Diaphragm		Plunger	
Material of displacement body	PTFE	St. Steel	Ceramic or St. Steel	
Housing material	St.Steel/Plastic	St. Steel	St. Steel or Plastic	
Flow rate at 200 min <sup>-1</sup>	max. operating pressure <sup>2)</sup>			
	l/h	bar	bar	bar
0..	1,7	-	-	500
0..	4,7	125	-	500
0..	6,7	-	500	-
0..	12,1	350	298	298
0..	18,8	200	-	-
0..	27,1	125	133	133
0..	48,2	80	-	-
0..	75,4	50	48	48
0..	118	32	-	-
0..	170	-	21	21
0..	193	20	-	-
0..	301	12,5	-	-
0..	332	-	11	11
0..	471	8	-	8
0..	591	6	-	6
0..	725	-	-	5
0..	748	5	-	-

1) The table shows an excerpt of all possibilities and serves as an initial guideline. Pumps will be sized for the specific requirements.

2) Max. operating pressure of actual pumps may deviate from figures stated. Pumps with housing material plastic are generally limited to max. 10 bar operating pressure

- Flow rates at 100% volumetric efficiency. Please allow for transmission losses. The figures stated serve as guideline only.
- Metering accuracy: as good as ±0.5%
- Selectable stroking speeds (50 Hz): 50, 63, 72, 85, 100, 127, 144, 170, 200 min<sup>-1</sup>. Different stroking speeds for 60 Hz driver.

We reserve the right for technical changes without notice.

**motralec**

4 rue Lavoisier . ZA Lavoisier . 95223 HERBLAY CEDEX

Tel. : 01.39.97.65.10 / Fax. : 01.39.97.68.48

Demande de prix / e-mail : [service-commercial@motralec.com](mailto:service-commercial@motralec.com)

[www.motralec.com](http://www.motralec.com)

**SPX**®