



THE RIGHT PUMP FOR
TOUGH JOBS

BJM X SERIES

**CORROSION RESISTANT
316 STAINLESS STEEL
SUBMERSIBLE PUMPS**



motralec

4 rue Lavoisier . ZA Lavoisier . 95223 HERBLAY CEDEX

Tel. : 01.39.97.65.10 / Fax. : 01.39.97.68.48

Demande de prix / e-mail : service-commercial@motralec.com

www.motralec.com

BJM X SERIES 316SS PUMPS

DESIGNED FOR PUMPING LIQUIDS THAT TYPICALLY
CORRODE CAST IRON PUMPS

BJM SERIES 316SS PUMPS


PROVEN CONSTRUCTION FOR PUMPING LIQUIDS THAT CORRODE CAST IRON SUBMERSIBLE PUMPS

Food processing liquids that **corrode cast iron** pumps

- Water – fresh, carbonated, mine or salt
- Beer, wine and other spirits
- Fruit, grape and vegetable juice
- Starches
- Milk
- Mustard, mayonnaise and ketchup
- Salad dressings and soy sauce
- Blood

Chemicals processed, transported, stored and packaged that **corrode cast iron** pumps (installed in tanks and sumps):


- Cleaning agents
- Medicines
- Adhesives
- Solvents
- Fertilizer
- Bleaches
- Coatings
- Flavorings
- Paints and Lacquers
- Soaps and Detergents
- Pesticides and Insecticides
- Preservatives

BJM  SERIES pumps made of cast **316 Stainless Steel**, with no welds, are rated A or B (excellent or good) for corrosive resistance with above sampling of chemicals used to produce these liquids. Pumps made of **Cast Iron** are rated D or F.

EPA DRIVEN REGULATIONS REQUIRES LOCATIONS THAT HANDLE LIQUIDS MUST HAVE A SYSTEM TO COLLECT AND RETAIN LIQUIDS. IF THE PUMP FAILS, IT CAN BE COSTLY.

COMPARE THE LIFE CYCLE COST OF A BJM SERIES 316SS PUMP TO A CAST IRON PUMP HANDLING **CORROSIVE** CHEMICALS:

Example: 5 years, 2 HP pump. Cast iron pump can corrode, fail & be replaced annually. Corroded pumps that fail results in sump overflow, pollution and business production interruption.

	BJM  SERIES 316SS	PUMPCAST IRON PUMP
Purchase Price	\$ 2400	\$ 1440
Yr 1		
2	0	1440
3	0	1440
4	0	1440
5	0	1440
Electric power cost .08/KwHr x 2000 hrs	160	160
Installation / Removal @ \$ 100 per	100	500
Spill cleanup and removal @ 500 per	0	2500
Est. of Loss Business @ \$ 500 per	0	2500
EPA reporting @ \$ 50/hr x 2 hrs per	0	500
Fines applied for spill @ \$ 200 per	0	1000
Routine Pump Maintenance \$ 250/yr	1250	0
TOTAL LIFE CYCLE COST	\$3,910	\$7,160

BJM X SERIES CONSTRUCTION

Cast 316 Stainless Steel (ASTM 48)

- No other wetted part metal
- No welds

316SS parts precision cast up to

5HP models for enhanced surface quality

Viton Elastomers. (EPDM or Buna Optional)

- Double Mechanical Seal
- Carbon ceramic upper
- Silicon carbide lower
- Viton™ Lip Seal

Seal Minder™

- Standard on SX, SKX models
- Optional on JX, JXH models
- Not available on RX models

Motor: Air Filled

- Class F or H Motor Insulation
- Thermal overload protection

Motor Horsepower

- 1 – 20 HP

Motor Voltage

- 1 phase: 115 and 230 Volt
- 3 phase: 208, 230, 460, 575 Volt

Power Cord: 33 ft (10m) standard

- Other lengths available
- SOOW cord. UL, OSHA, MSHA approved
- EPDM power cord is available

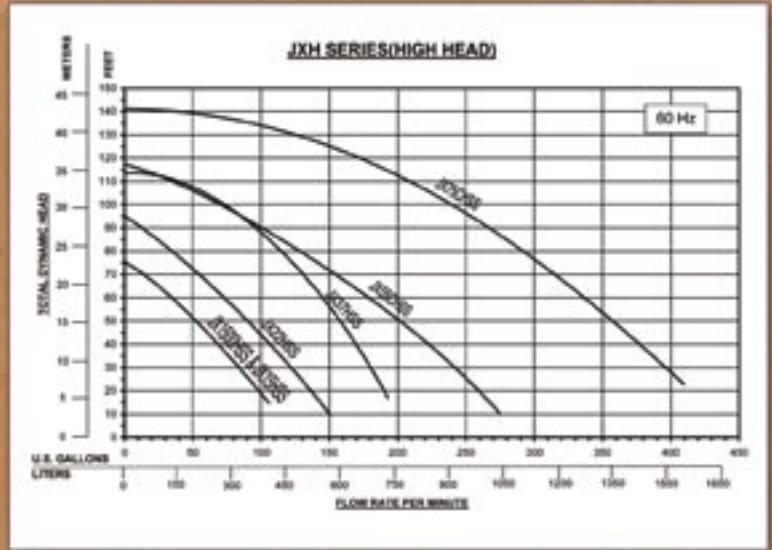
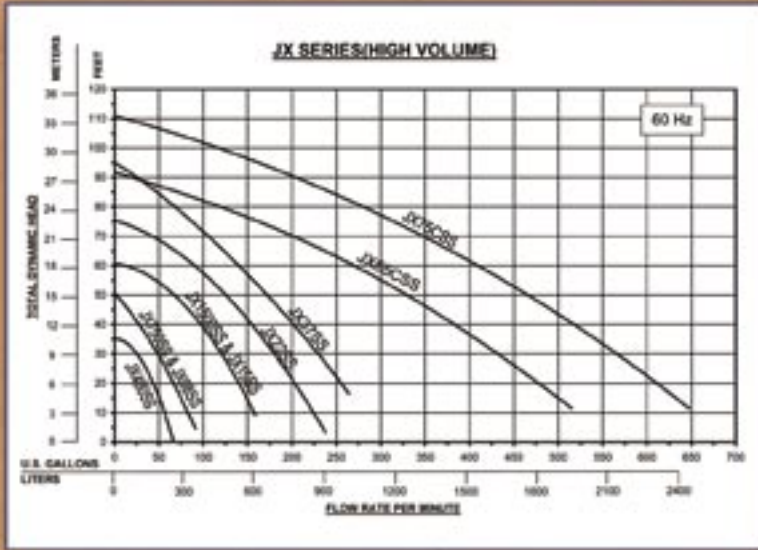
Accessories

- 316 Stainless Steel Slide Rails
- Control Panels



**BJM X SERIES PUMPS are not explosion proof
and are not designed for pumping flammable liquids.**

JX and JXH SERIES – SUMP / DEWATERING PUMPS



- Bottling plants
- Solvent extraction mining
- Bulk chemical transfer
- Leachate recovery
- Metal finishing
- Retention sumps

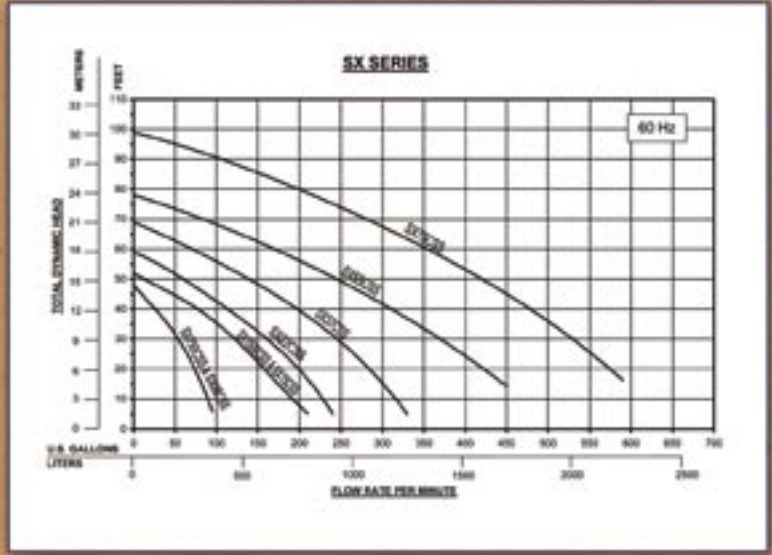
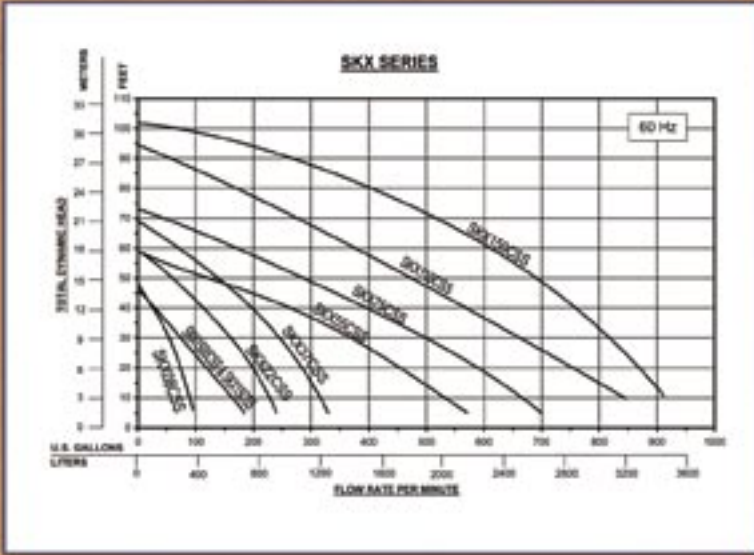


MODEL	DISCH. SIZE	H.P.	VOLT	PHASE	RPM	RATED AMPS	MAX SOLIDS	MAX HEAD	MAX GPM	WEIGHT LBS.	HEIGHT	WIDTH	CABLE
JX400SS	2"	0.5	115/230	1	3450	7/3.5	1/8"	35'	66	38	15.7"	8.5"	33'
JX750SS	2"	1	115/230	1	3450	14/7	3/16"	50'	91	66	17.3"	11.2"	33'
JX1500SS	3"	2	230	1	3450	14	3/16"	60'	158	84	18.7"	12.5"	50'
JX08SS	2"	1	230/460	3	3450	3/1.5	3/16"	50'	91	60	15.2"	11.2"	33'
JX15SS	3"	2	230/460	3	3450	6/3	3/16"	60'	158	72	16.4"	11.2"	33'
JX22SS	3"	3	230/460	3	3450	9/4.5	3/8"	75'	237	96	18.5"	12.5"	33'
JX37SS	4"	5	230/460	3	3450	14/7	3/8"	95'	264	108	19.7"	12.5"	33'
JX55CSS	4"	7.5	230/460	3	3450	21/10.5	3/8"	92'	515	233	25.5"	20.5"	33'
JX75CSS	4"	10	230/460	3	3450	30/15	3/8"	110'	647	258	27.75"	20.5"	33'



MODEL	DISCH. SIZE	H.P.	VOLT	PHASE	RPM	RATED AMPS	MAX SOLIDS	MAX HEAD	MAX GPM	WEIGHT LBS.	HEIGHT	WIDTH	CABLE
JX1500HSS	2"	2	230	1	3450	14	3/16"	75'	105	84	18.7"	12.5"	50'
JX15HSS	2"	2	230/460	3	3450	6/3	3/16"	75'	105	66	16.4"	11.2"	33'
JX22HSS	2"	3	230/460	3	3450	9/4.5	3/8"	95'	150	94	18.5"	12.5"	33'
JX37HSS	2"	5	230/460	3	3450	14/7	3/8"	113'	192	108	19.7"	12.5"	33'
JX55CHSS	3"	7.5	230/460	3	3450	21/10.5	3/8"	117'	274	227	25.5"	20.5"	33'
JX75CHSS	4"	10	230/460	3	3450	30/15	3/8"	141'	409	252	27.75"	20.5"	33'

SKX SHREDDER and SX NON-CLOG PUMPS



- Marine parks & Aquariums
 - Food processing plants
 - Medical wastes
- Beverage Bottling
 - Fish processing
 - Coal runoff ponds
- Poultry Plants
 - Paper Mills
 - Chemical wastes

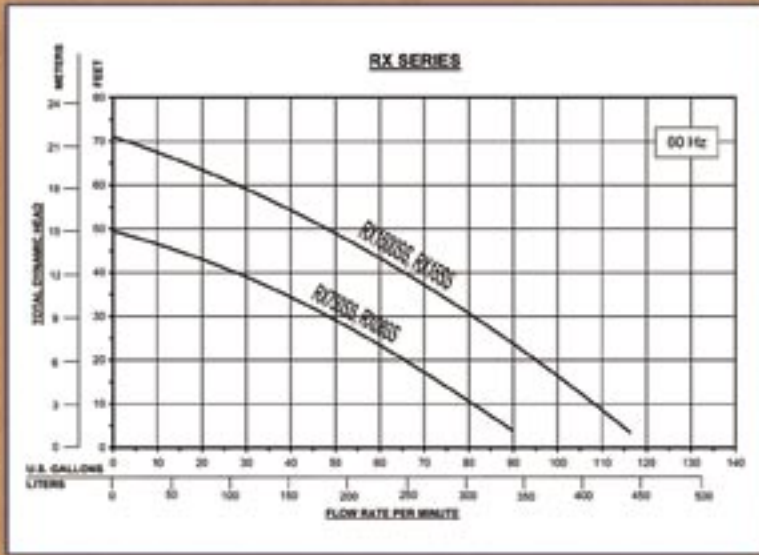


MODEL	DISCH. SIZE	H.P.	VOLT	PHASE	RPM	RATED AMPS	MAX SOLIDS	MAX HEAD	MAX GPM	WEIGHT LBS.	HEIGHT	WIDTH	CABLE
SKX1500CSS	3"	2	230	1	3450	14	2.5"	46'	185	104	21.25"	14.75"	33'
SKX08CSS	2"	1	230/460	3	3450	3/1.5	2"	48'	95	69	21.25"	13.5"	33'
SKX15CSS	3"	2	230/460	3	3450	6/3	2.5"	46'	185	95	20.5"	14.75"	33'
SKX22CSS	3"	3	230/460	3	3450	9/4.5	2.5"	59'	240	125	21.75"	15.25"	33'
SKX37CSS	4"	5	230/460	3	3450	14/7	3"	69'	330	136	22.5"	15.25"	33'
SKX55CSS	4"	7.5	230/460	3	1750	21/10.5	3.5"	59'	570	398	29.5"	29.5"	33'
SKX75CSS	4"	10	230/460	3	1750	30/15	3.5"	73'	700	414	31.15"	29.5"	33'
SKX110CSS	6"	15	230/460	3	1750	39.6/19.8	3.5"	94'	845	610	35.6"	35.15"	33'
SKX150CSS	6"	20	460	3	1750	25.7	3.5"	101'	911	630	37.6"	35.15"	33'



MODEL	DISCH. SIZE	H.P.	VOLT	PHASE	RPM	RATED AMPS	MAX SOLIDS	MAX HEAD	MAX GPM	WEIGHT LBS.	HEIGHT	WIDTH	CABLE
SX750CSS	2"	1	115/230	1	3450	14/7	2"	48'	95	75	21.25"	13.5"	33'
SX1500CSS	3"	2	230	1	3450	14	2"	52'	210	104	21.25"	14.75"	33'
SX08CSS	2"	1	230/460	3	3450	3/1.5	2"	48'	95	69	21.25"	13.5"	33'
SX15CSS	3"	2	230/460	3	3450	6/3	2"	52'	210	94	20.5"	14.75"	33'
SX22CSS	3"	3	230/460	3	3450	9/4.5	2"	59'	240	125	21.75"	15.25"	33'
SX37CSS	3" or 4"	5	230/460	3	3450	14/7	2"	69'	330	136	22.5"	15.25"	33'
SX55CSS	4"	7.5	230/460	3	3450	21/10.5	2.5"	78'	450	251	27.5"	20.5"	33'
SX75CSS	4"	10	230/460	3	3450	30/15	2.5"	99'	590	280	30.25"	20.5"	33'

RX PORTABLE TOP DISCHARGE PUMPS



- Chemical Spill Recovery
- Plant cleanup
- Environment Remediation



MODEL	DISCH. SIZE	H.P.	VOLT	PHASE	RPM	RATED AMPS	MAX SOLIDS	MAX HEAD	MAX GPM	WEIGHT LBS.	HEIGHT	WIDTH	CABLE
RX750SS	2"	1	115/230	1	3450	14/7	1/4"	50'	89	68	19.3"	7.3"	50'
RX1500SS	2"	2	230	1	3450	14	1/4"	71'	116	80	20.5"	7.3"	50'
RX08SS	2"	1	230/460	3	3450	3/1.5	1/4"	50'	89	64	19.3"	7.3"	50'
RX15SS	2"	2	230/460	3	3450	6/3	1/4"	71'	116	70	19.3"	7.3"	50'

WHY BJM X SERIES 316SS PUMPS?

THE BJM X SERIES PUMPS ARE THE BETTER SOLUTION

X SERIES reduce or eliminate costs of plant shutdowns, project delays or environmental penalties resulting from failed corroded cast iron pumps.

X SERIES are less expensive to operate than air operated pumps that use inefficient amounts of compressed air and require frequent expensive repair.

X SERIES do not have suction or NPSH limitations of self priming pumps.

SPECIFICATIONS SUBJECT TO CHANGE WITHOUT NOTICE.



motralec

4 rue Lavoisier . ZA Lavoisier . 95223 HERBLAY CEDEX
 Tel. : 01.39.97.65.10 / Fax. : 01.39.97.68.48
 Demande de prix / e-mail : service-commercial@motralec.com
www.motralec.com