



## description générale

29.10.2024

version FANselect V 1.01 (241029), AMCA V 1.03 September, 2021<br>RLT V 1.00 Dezember, 2021 / 1.24.10.29 | 1165 | (utilisateur paviot)

1



**FN040-VDW.0F.A7P1 | 156642 | Portfolio Europe | FE2owlet AC**

Technical Description FE2owlet

### Range FN

#### Standard design with AC-motor

- Profiled, sickle shaped blades designed with bionical know how
- Sizes 310 ... 800 mm (in 9 standard sizes)
- Optimized for full bell mouth
- 100% speed controllable
- ZIEHL-ABEGG FE2owlet fans can be used from -40°C\* up to 70°C.

#### Mains voltage:

- 3~ zweitourig 400 V ±10% D/Y
- 3~ zweitourig 400/460 V ±10% D/Y

#### Frequenz:

- 50 Hz
- 60 Hz

#### Thermal class:

- THCL 155

#### Protection:

- IP54

#### Motor protection:

- Thermostat relay (TB)

#### Material of impeller:

- Aluminium die-cast

#### Painting:

- Fan in color RAL 9005 deep black
- Wall ring plate and suspension in color RAL 9005 deep black

#### On request:

- Different paintings
- Fan designs

**\*Continuous operation with occasional starts (S1) according to DIN EN 60034-1: 2011-02. Occasional starting between -35 ° C and -25 ° C is permissible. Permanent operation below -25 ° C only possible with special bearings for refrigeration applications on request.**



## données ventilateur

29.10.2024

version FANselect V 1.01 (241029), AMCA V 1.03 September, 2021<br>RLT V 1.00 Dezember, 2021 / 1.24.10.29 | 1165 | (utilisateur paviot)



type	<b>FN040-VDW.0F.A7P1</b>
n°article	156642   Portfolio Europe

### caractéristiques

moteur		AC
tension principale	-	3~ 400V 50Hz Y
intensité nominale (I <sub>N</sub> )	A	0.27
température ambiante (t <sub>r</sub> )	°C	70
rendement η <sub>statA</sub>	%	33,2
Rendement N <sub>actual</sub>   N <sub>target</sub>		<b>43,6</b>   40
classe ErP		2015
grille   influence		pressure side   not measured

### données ventilateur

frequence (f <sub>BP</sub> )   (f <sub>max</sub> )	Hz	<b>50</b>   60
dimensions (LxIxh)	mm	489 x 489 x 182
poids (m <sub>pr</sub> )	kg	5.6

PF:PF\_61; Ano:156642; STol:+-10 %



## courbe debit/pression / Acoustic

29.10.2024

version FANselect V 1.01 (241029), AMCA V 1.03 September, 2021<br>RLT V 1.00 Dezember, 2021 / 1.24.10.29 | 1165 | (utilisateur paviot)

1

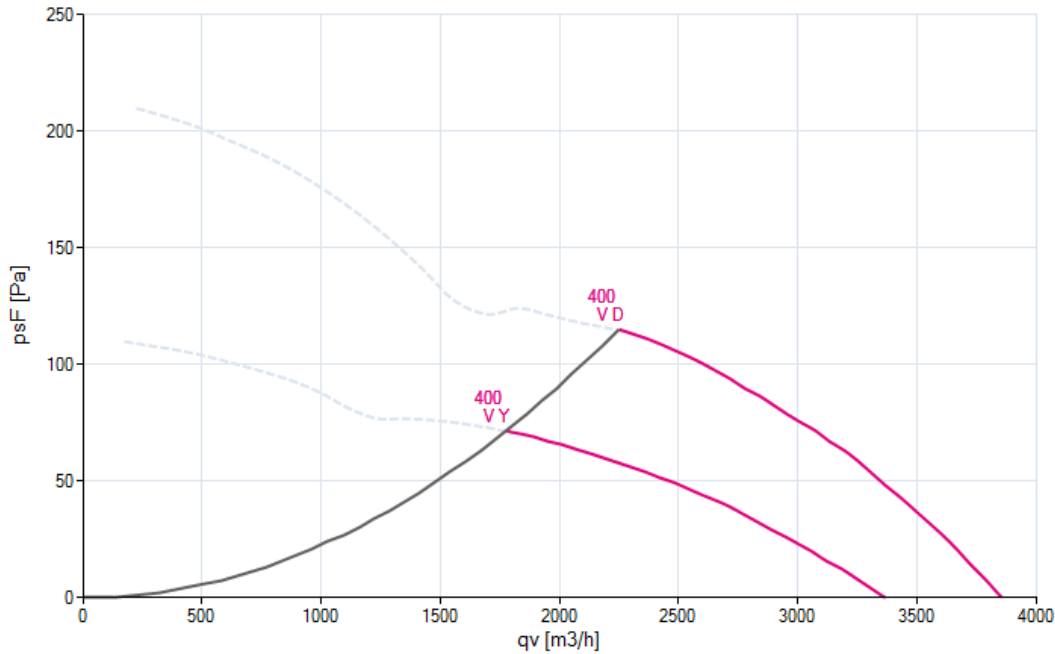
**FN040-VDW.0F.A7P1**

Measured in full nozzle without guard grille in air flow direction V in installation type A according to ISO5801

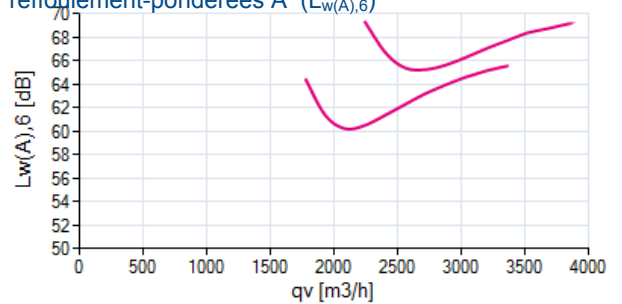
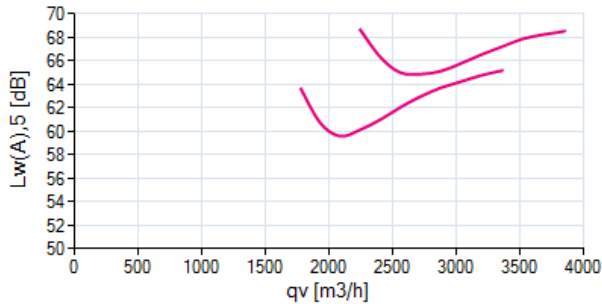
156642 | Portfolio Europe

densité de mesure 1.17 [kg/m³]

### Performance aéraulique $p_{sF}$



### niveau de puissance acoustique côté aspiration-pondérées A (Niveau de puissance acoustique côté refoulement-pondérées A ( $L_{w(A),6}$ ))



1 FN040-VDW.0F.A7P1

f [Hz]	sum	63	125	250	500	1000	2000	4000	8000
$L_{w(A),5}$	-	-	-	-	-	-	-	-	-
$L_{w,5}$	-	-	-	-	-	-	-	-	-

f [Hz]	sum	63	125	250	500	1000	2000	4000	8000
$L_{w(A),6}$	-	-	-	-	-	-	-	-	-
$L_{w,6}$	-	-	-	-	-	-	-	-	-



## rendement / puissance

29.10.2024

version FANselect V 1.01 (241029), AMCA V 1.03 September, 2021<br>RLT V 1.00 Dezember, 2021 / 1.24.10.29 | 1165 | (utilisateur paviot)

1

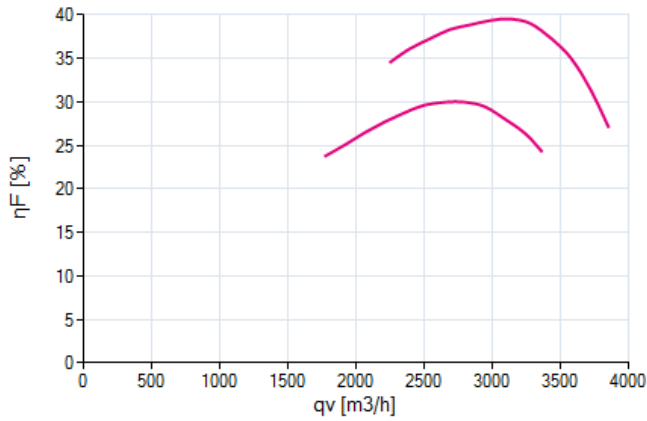
**FN040-VDW.0F.A7P1**

Measured in full nozzle without guard grille in air flow direction V in installation type A according to ISO5801

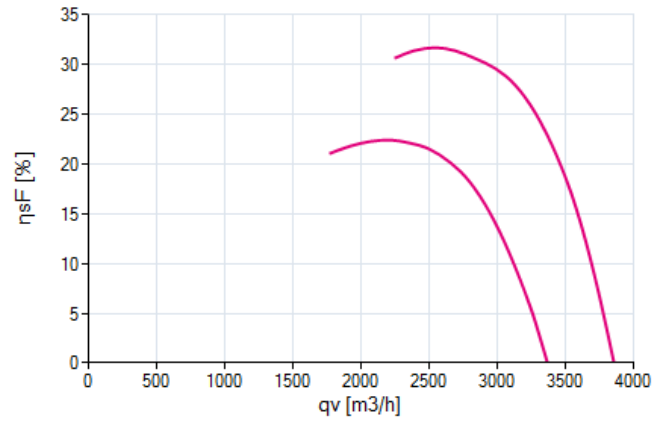
156642 | Portfolio Europe

densité de mesure 1.17 [kg/m³]

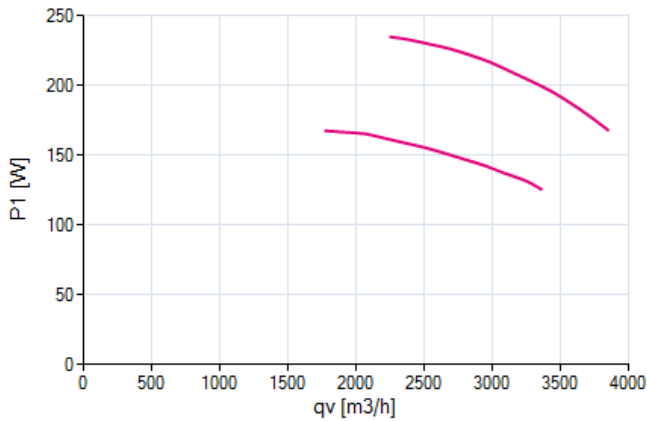
rendement  $\eta_F$



rendement  $\eta_{sF}$



puissance  $P_1$





# FANselect

## valeur nominale

29.10.2024

version FANselect V 1.01 (241029), AMCA V 1.03 September, 2021<br>RLT V 1.00 Dezember, 2021 / 1.24.10.29 | 1165 | (utilisateur paviot)

1



**FN040-VDW.0F.A7P1**  
156642

3~ 400V +10/-10 D/Y 50Hz P1 0.23/0.17kW P2 0.17/0.08kW  
0.46/0.27A DI=0% 1360/1080/MIN COSY 0.73 70°C  
3~ 400V +10/-10 D/Y 60Hz P1 0.35/0.20kW P2 0.22/0.06kW  
0.57/0.32A DI=5% 1500/960/MIN COSY 0.87 60°C  
3~ 460V +10/-10 D/Y 60Hz P1 0.37/0.24kW P2 0.26/0.09kW  
0.56/0.34A DI=5% 1580/1110/MIN COSY 0.83 60°C  
IP54 THCL155

## plan

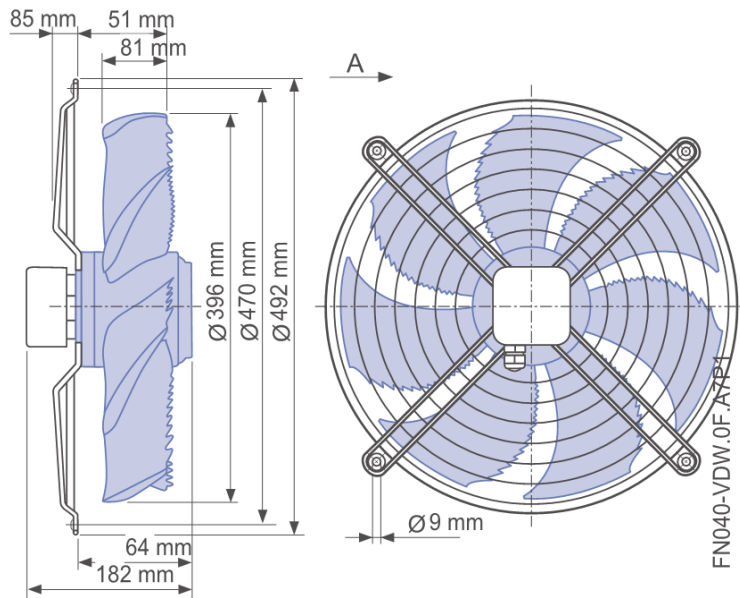
29.10.2024

version FANselect V 1.01 (241029), AMCA V 1.03 September, 2021<br>RLT V 1.00 Dezember, 2021 / 1.24.10.29 | 1165 | (utilisateur paviot)

1



**FN040-VDW.0F.A7P1**  
156642



## schéma de bobinage

29.10.2024

version FANselect V 1.01 (241029), AMCA V 1.03 September, 2021<br>RLT V 1.00 Dezember, 2021 / 1.24.10.29 | 1165 | (utilisateur paviot)

1



**FN040-VDW.0F.A7P1**  
156642

1~Motor mit Kondensator und Thermostatschalter.  
1~Motor with capacitor and thermostatic switch.  
Moteur monophasé avec condensateur et interrupteur thermostatique.

U2	blau oder grau	blue or grey	bleu ou gris
Z2	schwarz	black	noir
TB	braun	brown	brun

**not available**



Anschlussschaltbild im Anschlusskasten aufbewahren.  
Keep wiring diagram in terminal box.  
Conserver le schéma de raccordement dans la boîte à bornes.



type	FN040-VDW.0F.A7P1
n°article	156642