

Pioneering for You

Range leaflet – Issue 09/2015 – 50 Hz

Wilo-Zetos K8

Multistage stainless steel cast submersible pump



Raw water intake

2 Submersible pump



Wilo-Zetos K8

Design

Multistage 8" stainless steel cast submersible pump in sectional construction for vertical and horizontal installation

Type key

Example: **Wilo-Zetos K8.130-17 + NU 701-2/130**

Hydraulics: **K8.130-17**

K	Series
8	Diameter of the hydraulic unit in inches ["]
130	Volume flow in the best point at 50 Hz in m ³ /h
17	Number of hydraulic stages

Motor: **NU 701-2/130**

NU	Submersible motor
701	Size (5..., 6... = 6"; 7..., 8... = 8")
2	Number of poles
130	Nominal motor power in kW

Application

- Process water and water supply from boreholes and rainwater storage tanks in communal and industrial applications
- Pumping drinking water with ACS approval
- Pumping water for sprinkling and irrigation
- Ground water lowering
- Pressure boosting
- Pumping water in offshore areas and in fire extinguishing systems
- Utilisation in geothermal and thermal applications
- Water control in mines and mining applications

Special features/product advantages

- High efficiency:
Operation-dependent hydraulic efficiencies of up to 84.5 %
- High corrosion resistance:
Hydraulics comprised entirely of stainless steel cast
- High wear resistance:
Max. sand content of 150 g/m³, optionally with ceramic CT-coating
- Suitable for pumping drinking water:
version with ACS rating
- Easy maintenance:
Simple system for installation and dismantling of hydraulics

Technical data

Hydraulics:

- Max. volume flow: 200 m³/h
- Max. delivery head: 620 m
- Max. fluid temperature: 70 °C
- Max. sand content: 150 g/m³
- Pressure connection: G 5/PN 63

Motor:

- Mains connection: 3~400 V, 50 Hz ±10 %
- Max. fluid temperature: 30 °C at 0.16 or 0.5 m/s minimum flow at the motor; 20 °C at 0.1 m/s minimum flow at the motor; higher temperatures on request
- Immersed operating mode: S1
- Max. number of starts: NU 5... /NU 6... /NU 7... = 20/h; NU 8.. = 10/h

- Max. immersion depth: NU 5... NU 7... = 350 m; NU 611, NU 811 = 100 m; NU 801 = 300 m
- Protection class: IP 68
- Control range for frequency converter: NU 5... / NU 611 / NU 7... / NU 811 = 30–50 Hz; NU 801 = 25–50 Hz

Equipment/function

- Multistage hydraulics with semi-axial impellers
- Integrated non-return valve
- NEMA coupling
- Three-phase AC motor

Description/design

Submersible pump for vertical or horizontal installation.

Hydraulics

Multistage submersible-motor pump with semi-axial hydraulics. Housing parts and impellers made of stainless steel (1.4408). Pressure connection as threaded connection with non-return valve (optionally with accessory adapter on flange connection).

Motor

Three-phase motor for direct and star-delta start. Sealed, hermetically cast motor with enamel-insulated winding, resin-impregnated (NU 5..., NU 7...) or rewindable motor with PVC-insulated winding (NU 611..., NU 8...). Motor shroud made of stainless steel, A2/A4 quality.

Hydraulic connection as standard NEMA connection. Sealing of motor shaft by the use of a mechanical seal made of solid silicon carbide material. Self-lubricating motor bearing. Thrust bearing with rockers for absorption of high axial thrust. Negative axial thrust is absorbed by the counter-thrust bearing.

Motors in the NU 5... and NU 7... series are filled with a water-glycol mixture, motors in the NU 611 and NU 811 series are filled with a water-glycerine mixture. NU 611 and NU 8... series motors can also be filled with drinking water (T-version). Frequency converter operation is permitted (SF 1.1).

Cooling

The motor is cooled by the pumped fluid. The motor must always be immersed when operated. The limit values for maximum fluid temperature and minimum flow velocity must be adhered to. Vertical installation is possible with or without cooling jacket. For horizontal installation, bearing brackets must be used for reinforcement of the unit. An anti-vortex plate or cooling jacket may be used to improve the inlet flow.

Pressure shroud

The pressure shroud is used for the direct installation of the unit in the pipe network. Standard models are without mounted non-return valves. The maximum inlet pressure is 10 bar.

Options

- Individual hydraulics without motor available
- Drinking water version with ACS approval
- PT100 sensor for thermal motor monitoring
- Adapter for flange connection
- Ceram CT coating for enhanced hydraulic efficiency

Scope of delivery

- Unit (hydraulics system + motor) premounted at the factory
- Connection cable per customer request
- Installation and operating instructions

Accessories

- Cooling shrouds
- Pressure shroud
- Bearing brackets and anti-vortex plate
- Transitions
- Switchgears
- Plastic cable connector set

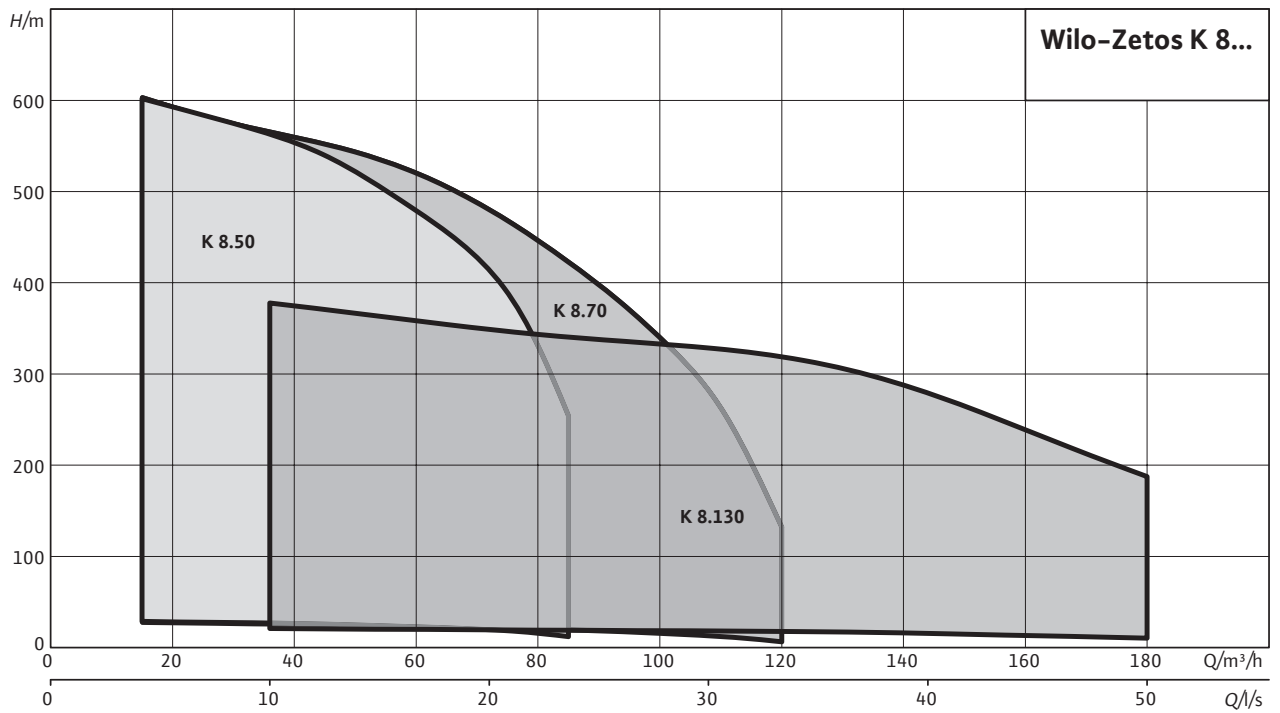
Configuration

- No suction mode is possible with these units!
- The unit must be fully immersed in water during operation.
- Horizontal installation is possible depending on the motor.
- Drinking water version: When used for pumping drinking water in accordance with drinking water regulation, all components that come into contact with the fluid must be checked for their use. Optionally, a version with an ACS rating can be ordered!

Raw water intake

4 Submersible pump

Duty chart



Motor data

Type of motor	Mains connection	Min. flow rate at the motor	Insulation class	Protection class	Max. immersion depth	Max. switching frequency
		v m/s			m	1/h
NU 501...	3~400 V, 50 Hz	0.16	F	IP 68	350.00	20
NU 611...	3~400 V, 50 Hz	0.1	80°C	IP 68	100.00	20
NU 701...	3~400 V, 50 Hz	0.16	F	IP 68	300.00	20
NU 801...	3~400 V, 50 Hz	0.1	80°C	IP 68	300.00	10
NU 811...	3~400 V, 50 Hz	0.5	80°C	IP 68	100.00	10

Permitted voltage tolerance +/- 10%

Motor materials				
Type of motor	Motor shaft	Motor housing	Motor shroud	Screwed connection, motor
NU 501...	1.4305	EN-GJL	1.4301	A2
NU 611...	1.4301	1.4301	1.4306	A2
NU 701...	1.4305	EN-GJL	1.4301	A2
NU 801...	1.4021	EN-GJL	1.4301	A2
NU 811...	1.4301	EN-GJL	1.4306	A2

Motor materials				
Type of motor	Motor shaft (special version)	Motor housing (special version)	Motor shroud (special version)	Screwed connection, motor (special version)
NU 501...	1.4542	1.4408	1.4571	A4
NU 611...	1.4462	1.4571	1.4541	A4
NU 701...	1.4542	1.4401	1.4401	A4
NU 801...	1.4462	G-CuSn10	1.4571	A4
NU 811...	1.4462	1.4571	1.4541	A4

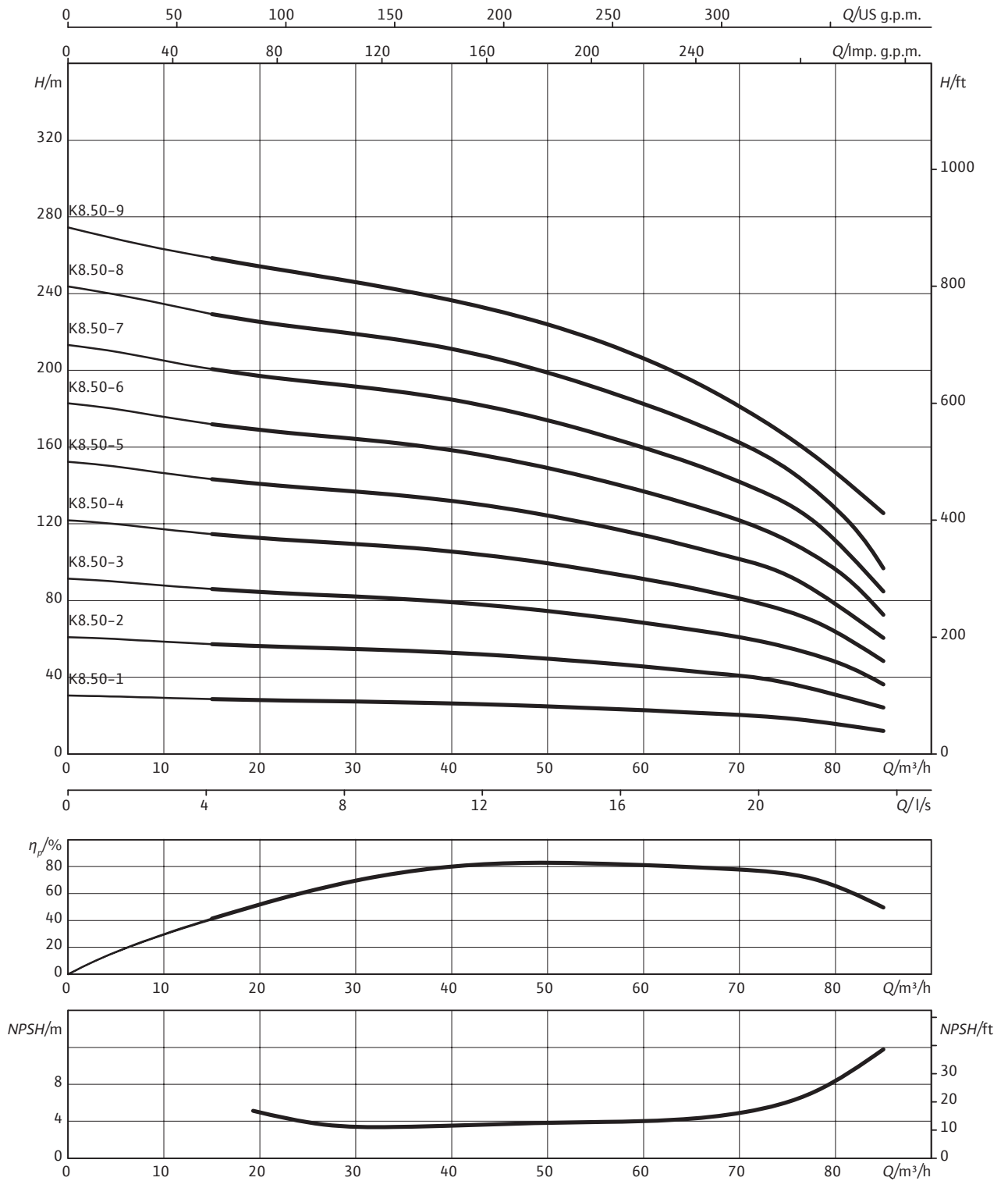
Materials						
Wilo-Zetos...	Non-return valve	Diffusor	Impeller	Pump shaft	Pump housing	Screwed connection, pump
K 8...	1.4408	-	1.4408 [AISI316]	1.4462	1.4408 [AISI316]	A4


Materials						
Wilo-Zetos...	Non-return valve (special version)	Diffusor (special version)	Impeller (special version)	Pump shaft (special version)	Pump housing (special version)	Screwed connection, pump (special version)
K 8...	1.4517	-	1.4517	1.4462	1.4517	A4

Raw water intake

6 Submersible pump

Pump curves Wilo-Zetos K 8.50



Motor data					
Wilo-Zetos...	Type of motor	Nominal motor power	Rated current	Installation	
		P_2 kW	I_N A		
K 8.50-1	NU 501-2/5	5.5	13.1	V+H	A
K 8.50-1	NU 611-2/5	5.5	12	V+H	A
K 8.50-2	NU 501-2/11	11	25.5	V+H	A
K 8.50-2	NU 611-2/11	11	23.5	V+H	A
K 8.50-3	NU 501-2/18	18.5	40	V+H	A
K 8.50-3	NU 611-2/18	18.5	40	V+H	A
K 8.50-4	NU 501-2/22	22	45.3	V+H	A
K 8.50-4	NU 611-2/22	22	47.5	V+H	A
K 8.50-5	NU 501-2/30	30	65	V+H	A
K 8.50-5	NU 611-2/26	26	57	V+H	A
K 8.50-6	NU 501-2/37	37	74	V+H	A
K 8.50-6	NU 611-2/30	30	63	V+H	A
K 8.50-7	NU 611-2/37	37	77	V	A
K 8.50-7	NU 701-2/45	45	88	V+H	A
K 8.50-8	NU 701-2/45	45	88	V+H	A
K 8.50-8	NU 801-2/55	47.5	95	V+H	A
K 8.50-9	NU 701-2/55	55	104	V+H	A
K 8.50-9	NU 801-2/55	47.5	95	V+H	A

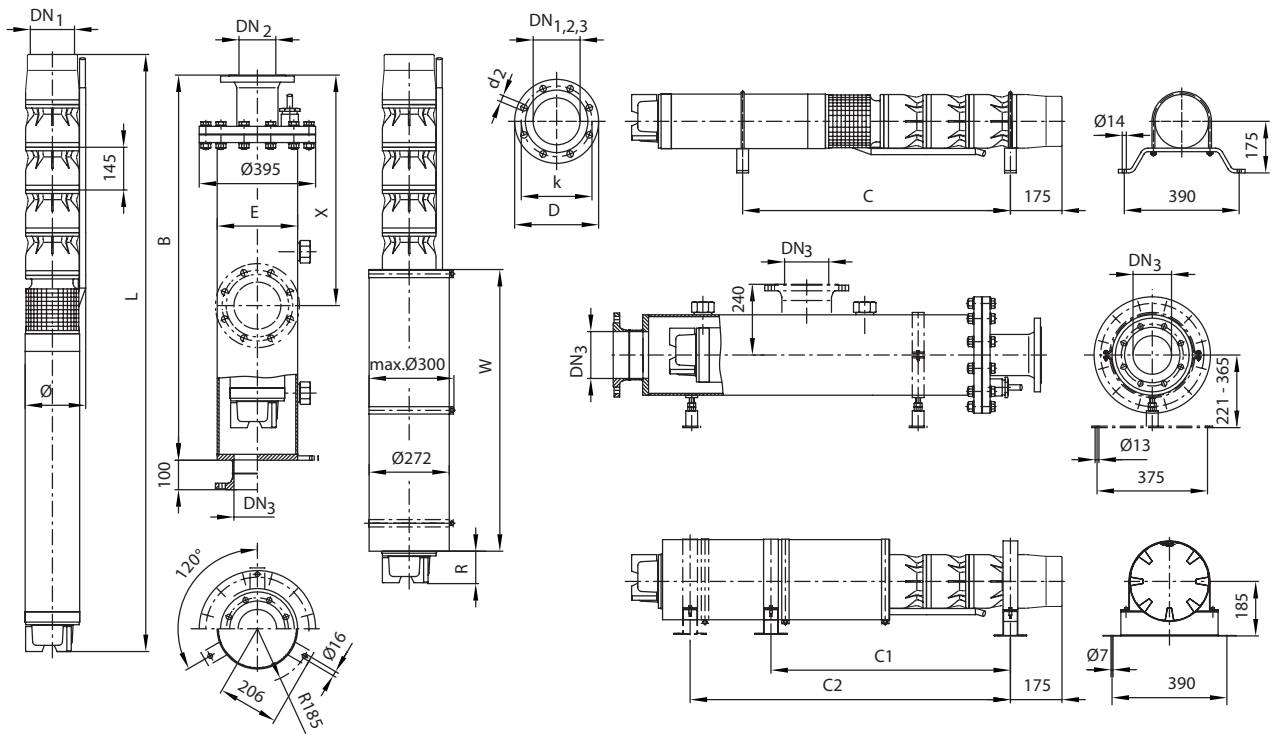
Non-return valve									
Product name	Connection	Female/ male thread	Pressure class	Dimensions		Weight	Installation	Art no.	
	DN1 mm	-	PN ₁ bar	L mm	max. Ø	::kg	-	Version A	Model C
K 8....	G 5	I	63	170	180	10	V+H	-	-

Pump with non-return valve, ¹⁾ On request, ³⁾ For power cable in accordance with I_N , max. Ø for threaded connection, ⁷⁾ Weight of pressure shroud

Raw water intake

8 Submersible pump

Dimension drawing Wilo-Zetos K 8



Dimensions, weights

Wilo-Zetos...	Type of motor	Dimensions								Weight	Weight of unit
		B	C	C1	E	L	R	W	ø ³⁾	Jacket ⁷⁾	m
mm											
K 8.50-1	NU 501-2/5	1400	640	660	273	1116	130	750	194	100	68
K 8.50-1	NU 611-2/5	1400	680	587	273	1198	127	835	199	100	71
K 8.50-2	NU 501-2/11	1700	810	711	273	1336	141	835	194	108	90
K 8.50-2	NU 611-2/11	1700	880	903	273	1479	119	1000	199	108	99
K 8.50-3	NU 501-2/18	2000	1000	1021	273	1591	107	1000	194	116	113
K 8.50-3	NU 611-2/18	2000	1080	985	273	1753	119	1150	199	116	126
K 8.50-4	NU 501-2/22	2000	1160	1178	273	1780	172	1000	194	116	131
K 8.50-4	NU 611-2/22	2300	1240	1109	273	1952	194	1150	199	124	145
K 8.50-5	NU 501-2/30	2300	1350	1233	273	2034	152	1150	194	124	157
K 8.50-5	NU 611-2/26	2300	1400	1233	273	2146	114	1300	202	124	162
K 8.50-6	NU 501-2/37	2900	1660	1607	273	2545	139	1550	194	140	222
K 8.50-6	NU 611-2/30	2600	1580	1607	273	2380	124	1400	202	132	181
K 8.50-7	NU 611-2/37	2900	-	-	273	2634	104	1550	205	140	202
K 8.50-7	NU 701-2/45	2600	1620	-	273	2325	195	1150	200	132	241
K 8.50-8	NU 701-2/45	2600	1740	-	273	2449	195	1150	200	132	252
K 8.50-8	NU 801-2/55	2900	1770	1605	273	2517	113	1300	211	140	252
K 8.50-9	NU 701-2/55	2900	1930	598	273	2700	72	1400	204	140	293
K 8.50-9	NU 801-2/55	2900	1900	1729	273	2641	113	1300	211	140	263

Ordering information for bearing brackets and anti-vortex plate

Type of motor	Bearing brackets		Anti-vortex plate	
	Galvanized steel	CrNi steel	Galvanized steel	CrNi steel
NU 501	¹⁾	¹⁾	60171199	6035547
NU 611	6037244	6038576	¹⁾	¹⁾
NU 701	¹⁾	¹⁾	¹⁾	¹⁾
NU 801	6037245	6038577	6017195	¹⁾
NU 811	6037245	6038577	6017195	¹⁾

Ordering information for bearing brackets and anti-vortex plate

Ordering information, cooling jacket pipes

Wilo-Zetos...	Type of motor	Art. no. for cooling jacket pipes	
		for vertical installation	for horizontal installation
K 8.50-1	NU 501-2/5	¹⁾	¹⁾
K 8.50-1	NU 611-2/5	6 043 127	6 043 202
K 8.50-2	NU 501-2/11	6 043 123	6 043 198
K 8.50-2	NU 611-2/11	6 043 194	6 043 245
K 8.50-3	NU 501-2/18	6 046 929	6 046 930
K 8.50-3	NU 611-2/18	6 043 144	6 043 215
K 8.50-4	NU 501-2/22	6 046 929	6 046 930
K 8.50-4	NU 611-2/22	6 043 144	6 043 215
K 8.50-5	NU 501-2/30	6 043 140	6 043 211
K 8.50-5	NU 611-2/26	6 043 159	6 043 225
K 8.50-6	NU 501-2/37	6 043 170	6 043 234
K 8.50-6	NU 611-2/30	6 043 150	6 043 288
K 8.50-7	NU 611-2/37	6 043 173	-
K 8.50-7	NU 701-2/45	6 045 928	¹⁾
K 8.50-8	NU 701-2/45	6 045 928	¹⁾
K 8.50-8	NU 801-2/55	6 043 161	6 043 250
K 8.50-9	NU 701-2/55	6 043 155	¹⁾
K 8.50-9	NU 801-2/55	6 043 161	6 043 250

Flange dimensions

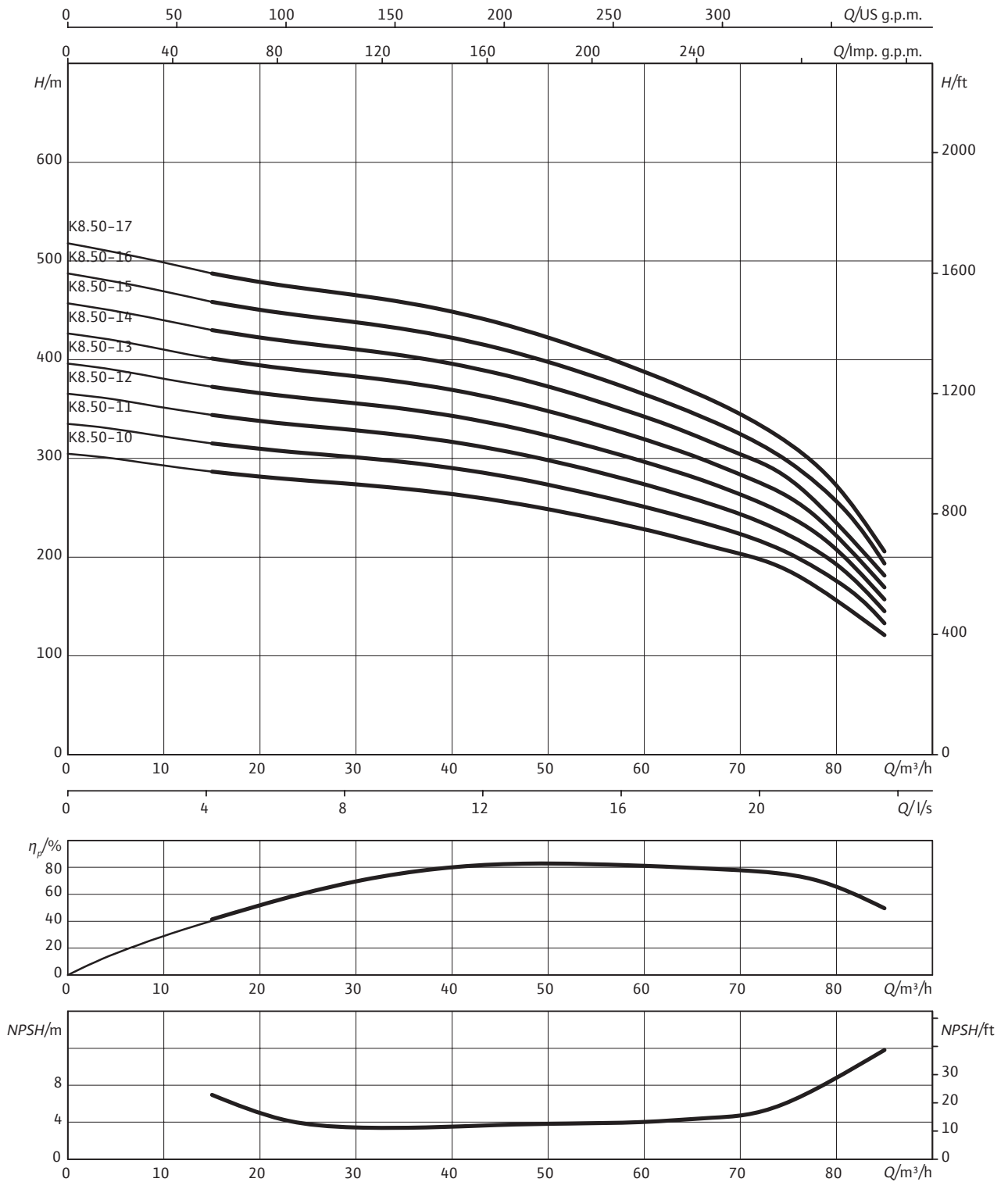
Product name	Conne- ction	Female/ male thread	Connection		Pressure class			Dimensions		
			DN2	DN3	PN ₁	PN ₂	PN ₃	D2	k	d
	DN1 mm	-	mm	mm		bar		mm		
K 8...	-	-	DN 100	-	-	10-16	-	8x18	180	220
K 8...	-	-	DN 100	-	-	25-40	-	8x22	190	235
K 8...	-	-	DN 125	DN 125	-	10-16	10	8x18	210	250
K 8...	-	-	DN 150	DN 150	-	10-16	10	8x22	240	285
K 8...	-	-	DN 150	-	-	25-40	-	8x26	250	300
K 8...	G 5	I	-	-	63	-	-	-	-	-


Pump with non-return valve, ¹⁾ On request, ³⁾ For power cable in accordance with I_N max. ø for threaded connection, ⁷⁾ Weight of pressure shroud

Raw water intake

10 Submersible pump

Pump curves Wilo-Zetos K 8.50

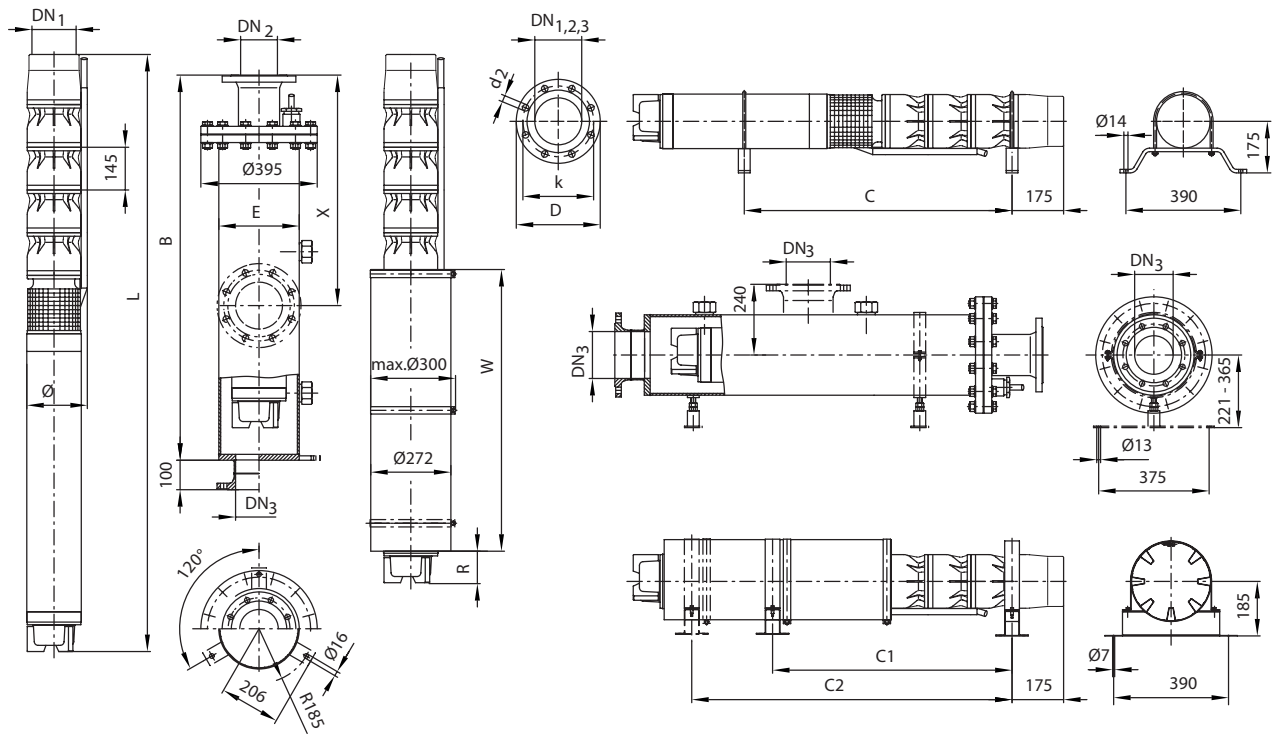


Motor data					
Wilo-Zetos...	Type of motor	Nominal motor power	Rated current	Installation	
		P_2 kW	I_N A		
K 8.50-10	NU 701-2/55	55	104	V+H	A
K 8.50-10	NU 801-2/60	53	104	V+H	A
K 8.50-11	NU 701-2/75	75	144	V+H	A
K 8.50-11	NU 801-2/68	59	113	V	A
K 8.50-12	NU 701-2/75	75	144	V+H	A
K 8.50-12	NU 801-2/75	65	129	V	A
K 8.50-13	NU 701-2/75	75	144	V+H	A
K 8.50-13	NU 801-2/87	75	145	V	A
K 8.50-14	NU 701-2/75	75	144	V+H	A
K 8.50-14	NU 801-2/87	75	145	V	A
K 8.50-15	NU 701-2/93	93	186	V+H	A
K 8.50-15	NU 811-2/90	90	168	V	A
K 8.50-16	NU 701-2/93	93	186	V+H	A
K 8.50-16	NU 811-2/90	90	168	V	A
K 8.50-17	NU 701-2/93	93	186	V+H	A
K 8.50-17	NU 811-2/90	90	168	V	A

Non-return valve									
Product name	Connection	Female/ male thread	Pressure class	Dimensions		Weight	Installation	Art no.	
	DN1 mm	-	PN ₁ bar	L mm	max. Ø mm	::kg -	-	Version A -	Model C -
K 8...	G 5	I	63	170	180	10	V+H	-	-

Pump with non-return valve, ¹⁾ On request, ³⁾ For power cable in accordance with I_N, max. Ø for threaded connection, ⁷⁾ Weight of pressure shroud

Dimension drawing Wilo-Zetos K 8



Dimensions, weights

Wilo-Zetos...	Type of motor	Dimensions								Weight	Weight of unit
		B	C	C1	E	L	R	W	ø ³⁾	Jacket ⁷⁾	m
mm											
K 8.50-10	NU 701-2/55	¹⁾	-	-	273	2824	72	1400	204	¹⁾	305
K 8.50-10	NU 801-2/60	¹⁾	-	-	273	2815	63	1400	211	¹⁾	283
K 8.50-11	NU 701-2/75	¹⁾	-	-	273	3139	113	1550	204	¹⁾	354
K 8.50-11	NU 801-2/68	¹⁾	-	-	273	3019	143	1400	211	¹⁾	308
K 8.50-12	NU 701-2/75	¹⁾	-	-	273	3263	113	1550	204	¹⁾	366
K 8.50-12	NU 801-2/75	¹⁾	-	-	273	3213	63	1550	217	¹⁾	333
K 8.50-13	NU 701-2/75	¹⁾	-	-	273	3387	113	1550	204	¹⁾	377
K 8.50-13	NU 801-2/87	¹⁾	-	-	273	3457	183	1550	217	¹⁾	364
K 8.50-14	NU 701-2/75	¹⁾	-	-	273	3511	113	1550	204	¹⁾	388
K 8.50-14	NU 801-2/87	¹⁾	-	-	273	3581	183	1550	217	¹⁾	375
K 8.50-15	NU 701-2/93	¹⁾	-	-	273	3987	215	1800	206	¹⁾	478
K 8.50-15	NU 811-2/90	¹⁾	-	-	273	3810	38	1800	219	¹⁾	388
K 8.50-16	NU 701-2/93	¹⁾	-	-	273	4111	215	1800	206	¹⁾	489
K 8.50-16	NU 811-2/90	¹⁾	-	-	273	3934	38	1800	219	¹⁾	399
K 8.50-17	NU 701-2/93	¹⁾	-	-	273	4235	215	1800	206	¹⁾	500
K 8.50-17	NU 811-2/90	¹⁾	-	-	273	4058	38	1800	219	¹⁾	410

Ordering information for bearing brackets and anti-vortex plate

Type of motor	Bearing brackets		Anti-vortex plate	
	Galvanized steel	CrNi steel	Galvanized steel	CrNi steel
NU 501	¹⁾	¹⁾	60171199	6035547
NU 611	6037244	6038576	¹⁾	¹⁾
NU 701	¹⁾	¹⁾	¹⁾	¹⁾
NU 801	6037245	6038577	6017195	¹⁾
NU 811	6037245	6038577	6017195	¹⁾

Ordering information for bearing brackets and anti-vortex plate

Ordering information, cooling jacket pipes

Wilo-Zetos...	Type of motor	Art. no. for cooling jacket pipes	
		for vertical installation	for horizontal installation
K 8.50-10	NU 701-2/55	6 043 155	¹⁾
K 8.50-10	NU 801-2/60	6 043 153	6 043 247
K 8.50-11	NU 701-2/75	6 043 179	¹⁾
K 8.50-11	NU 801-2/68	6 043 153	-
K 8.50-12	NU 701-2/75	6 043 179	¹⁾
K 8.50-12	NU 801-2/75	6 043 176	-
K 8.50-13	NU 701-2/75	6 043 179	¹⁾
K 8.50-13	NU 801-2/87	6 043 176	-
K 8.50-14	NU 701-2/75	6 043 179	¹⁾
K 8.50-14	NU 801-2/87	6 043 176	-
K 8.50-15	NU 701-2/93	6 043 187	¹⁾
K 8.50-15	NU 811-2/90	6 043 176	-
K 8.50-16	NU 701-2/93	6 043 187	¹⁾
K 8.50-16	NU 811-2/90	6 043 176	-
K 8.50-17	NU 701-2/93	6 043 187	¹⁾
K 8.50-17	NU 811-2/90	6 043 176	-

Flange dimensions

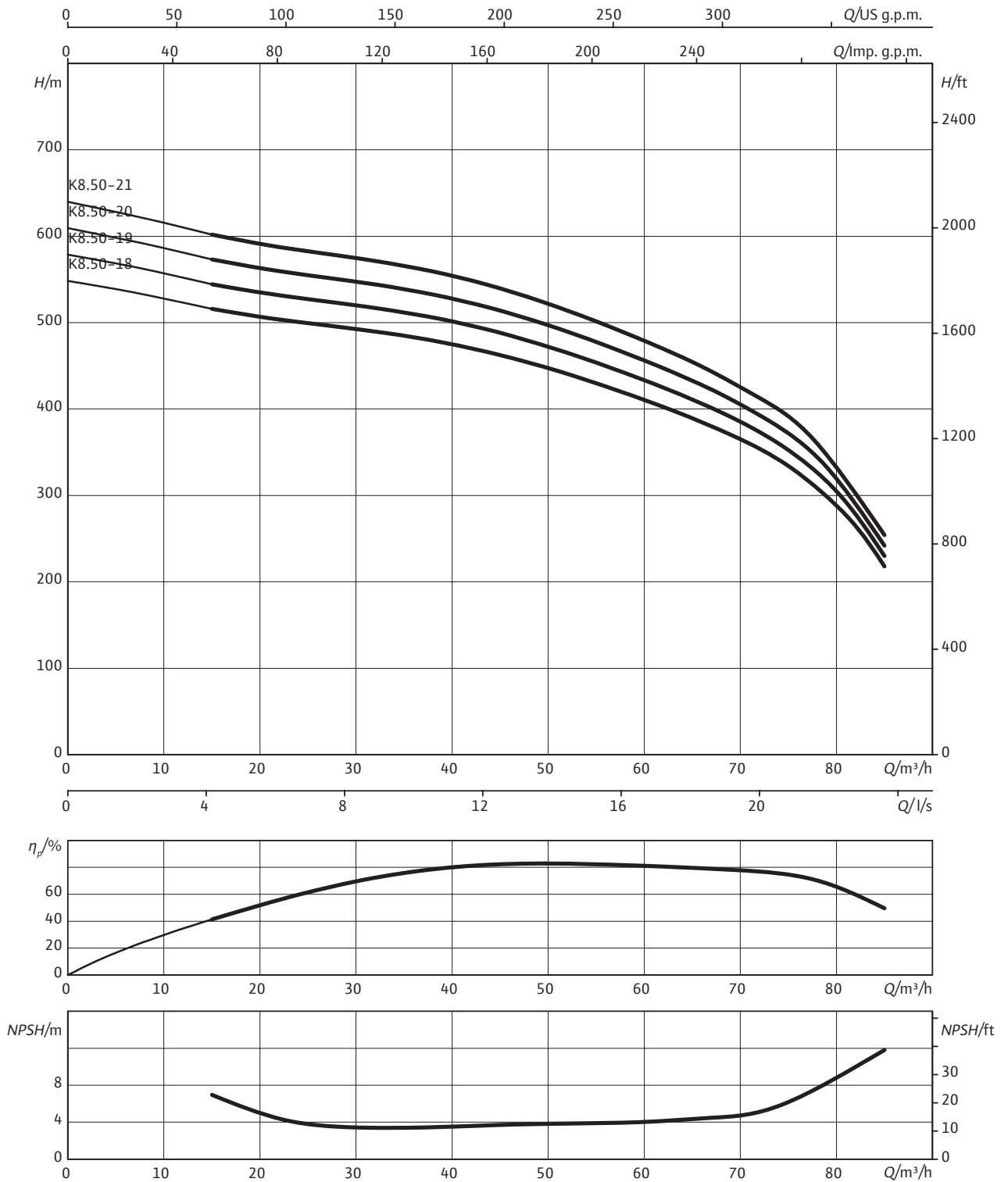
Product name	Connec- tion	Female/ male thread	Connection		Pressure class			Dimensions		
			DN2	DN3	PN ₁	PN ₂	PN ₃	D2	k	d
	DN1 mm	-	mm			bar		mm		
K 8...	-	-	DN 100	-	-	10-16	-	8x18	180	220
K 8...	-	-	DN 100	-	-	25-40	-	8x22	190	235
K 8...	-	-	DN 125	DN 125	-	10-16	10	8x18	210	250
K 8...	-	-	DN 150	DN 150	-	10-16	10	8x22	240	285
K 8...	-	-	DN 150	-	-	25-40	-	8x26	250	300
K 8...	G 5	I	-	-	63	-	-	-	-	-

Pump with non-return valve, ¹⁾ On request, ³⁾ For power cable in accordance with I_N max. ø for threaded connection, ⁷⁾ Weight of pressure shroud

Raw water intake

14 Submersible pump

Pump curves Wilo-Zetos K 8.50



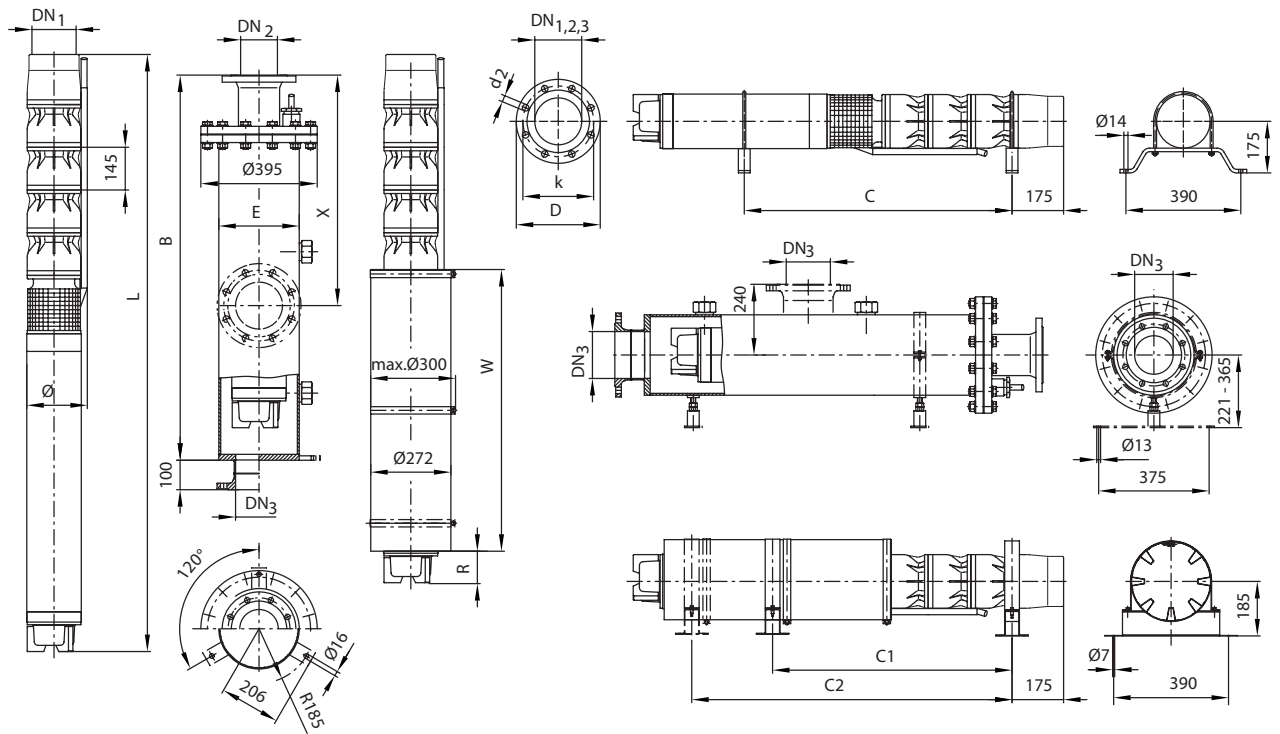


Motor data					
Wilo-Zetos...	Type of motor	Nominal motor power	Rated current	Installation	
		P_2 kW	I_N A		
K 8.50-18	NU 701-2/110	110	215	V+H	A
K 8.50-18	NU 811-2/90	90	168	V	A
K 8.50-19	NU 701-2/110	110	215	V+H	A
K 8.50-19	NU 811-2/95	110	210	V	A
K 8.50-20	NU 701-2/110	110	215	V+H	A
K 8.50-20	NU 811-2/95	110	210	V	A
K 8.50-21	NU 701-2/130	130	250	V+H	A
K 8.50-21	NU 811-2/95	110	210	V	A

Non-return valve									
Product name	Connection	Female/ male thread	Pressure class	Dimensions		Weight	Installation	Art no.	
	DN_1 mm	-	PN_1 bar	L mm	$max. \varnothing$ mm	::kg	-	Version A	Model C
K 8....	G 5	I	63	170	180	10	V+H	-	-

Pump with non-return valve, ¹⁾ On request, ³⁾ For power cable in accordance with I_N , $max. \varnothing$ for threaded connection, ⁷⁾ Weight of pressure shroud

Dimension drawing Wilo-Zetos K 8



Dimensions, weights

Wilo-Zetos...	Type of motor	Dimensions								Weight	Weight of unit
		B	C	C1	E	L	R	W	Ø ³⁾	Jacket ⁷⁾	m
mm											
K 8.50-18	NU 701-2/110	¹⁾	-	-	273	4588	444	1800	206	¹⁾	555
K 8.50-18	NU 811-2/90	¹⁾	-	-	273	4182	38	1800	219	¹⁾	422
K 8.50-19	NU 701-2/110	¹⁾	-	-	273	4712	444	1800	206	¹⁾	566
K 8.50-19	NU 811-2/95	¹⁾	-	-	273	4356	88	1800	225	¹⁾	441
K 8.50-20	NU 701-2/110	¹⁾	-	-	273	4836	444	1800	206	¹⁾	578
K 8.50-20	NU 811-2/95	¹⁾	-	-	273	4480	88	1800	225	¹⁾	453
K 8.50-21	NU 701-2/130	¹⁾	-	-	273	5163	¹⁾	¹⁾	206	¹⁾	635
K 8.50-21	NU 811-2/95	¹⁾	-	-	273	4604	88	1800	225	¹⁾	464

Ordering information for bearing brackets and anti-vortex plate				
Type of motor	Bearing brackets		Anti-vortex plate	
	Galvanized steel	CrNi steel	Galvanized steel	CrNi steel
NU 501	¹⁾	¹⁾	60171199	6035547
NU 611	6037244	6038576	¹⁾	¹⁾
NU 701	¹⁾	¹⁾	¹⁾	¹⁾
NU 801	6037245	6038577	6017195	¹⁾
NU 811	6037245	6038577	6017195	¹⁾

Ordering information for bearing brackets and anti-vortex plate

Ordering information, cooling jacket pipes			
Wilo-Zetos...	Type of motor	Art. no. for cooling jacket pipes	
		for vertical installation	for horizontal installation
K 8.50-18	NU 701-2/110	6 043 187	¹⁾
K 8.50-18	NU 811-2/90	6 043 176	-
K 8.50-19	NU 701-2/110	6 043 187	¹⁾
K 8.50-19	NU 811-2/95	6 043 176	-
K 8.50-20	NU 701-2/110	6 043 187	¹⁾
K 8.50-20	NU 811-2/95	6 043 176	-
K 8.50-21	NU 701-2/130	¹⁾	¹⁾
K 8.50-21	NU 811-2/95	6 043 176	-

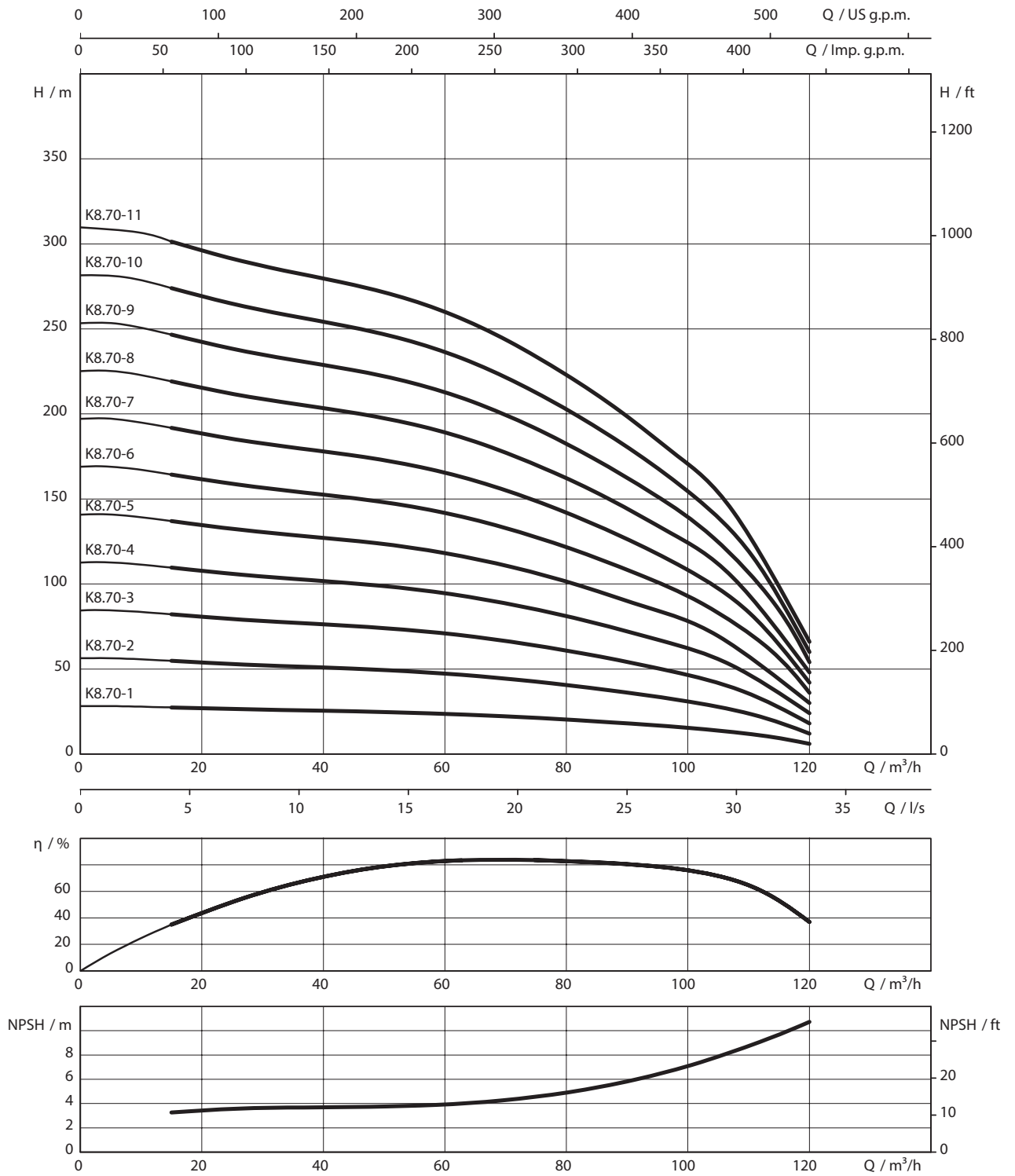
Flange dimensions										
Product name	Conne- ction	Female/ male thread	Connection		Pressure class			Dimensions		
			DN2 mm	DN3 mm	PN ₁	PN ₂ bar	PN ₃	D2	k mm	d
K 8...	-	-	DN 100	-	-	10-16	-	8x18	180	220
K 8...	-	-	DN 100	-	-	25-40	-	8x22	190	235
K 8...	-	-	DN 125	DN 125	-	10-16	10	8x18	210	250
K 8...	-	-	DN 150	DN 150	-	10-16	10	8x22	240	285
K 8...	-	-	DN 150	-	-	25-40	-	8x26	250	300
K 8...	G 5	I	-	-	63	-	-	-	-	-

Pump with non-return valve, ¹⁾ On request, ³⁾ For power cable in accordance with I_N, max. ø for threaded connection, ⁷⁾ Weight of pressure shroud

Raw water intake

18 Submersible pump

Pump curves Wilo-Zetos K 8.50

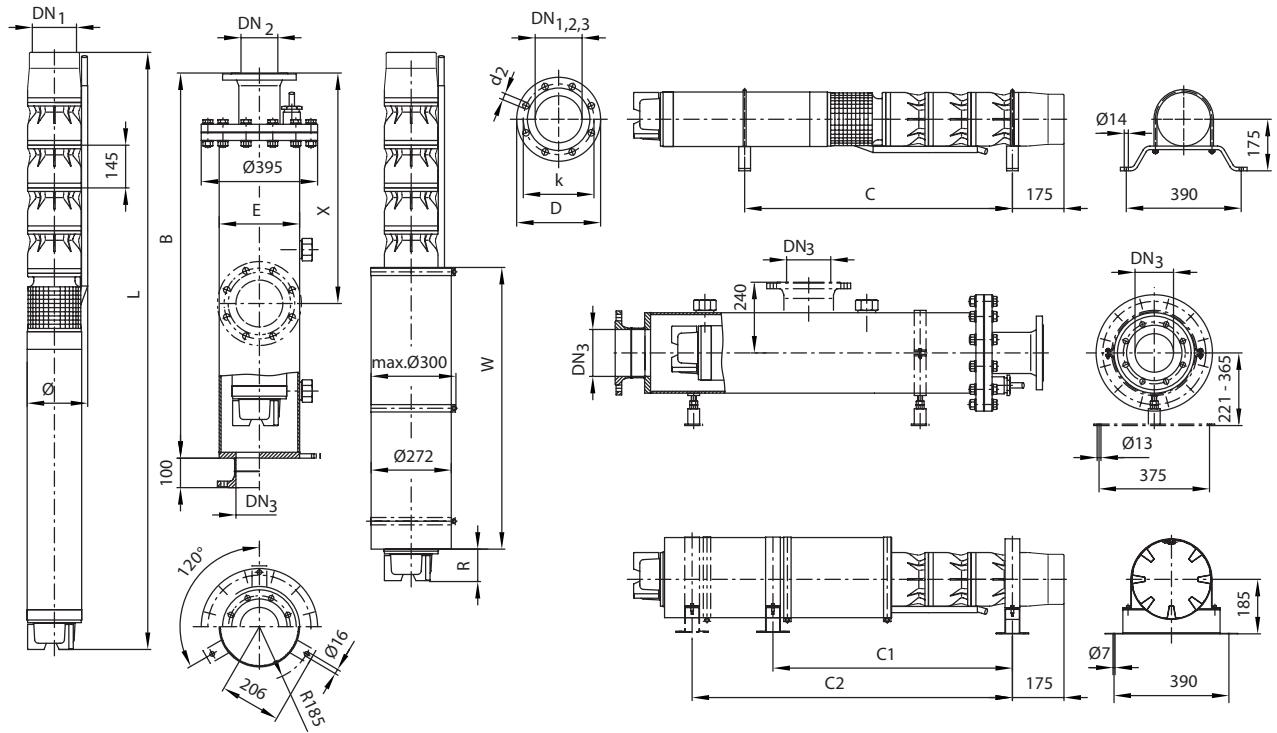


Motor data						
Wilo-Zetos...	Type of motor	Nominal motor power	Rated current	Installation		
		P_2 kW	I_N A			
K 8.70-1	NU 501-2/7	7.5	17.4	V+H	A	
K 8.70-1	NU 611-2/7	7.5	16.8	V+H	A	
K 8.70-2	NU 501-2/11	11	25.5	V+H	A	
K 8.70-2	NU 611-2/11	11	23.5	V+H	A	
K 8.70-3	NU 501-2/18	18.5	40	V+H	A	
K 8.70-3	NU 611-2/18	18.5	40	V+H	A	
K 8.70-4	NU 501-2/22	22	45.3	V+H	A	
K 8.70-4	NU 611-2/22	22	47.5	V+H	A	
K 8.70-5	NU 501-2/30	30	65	V+H	A	
K 8.70-5	NU 611-2/30	30	63	V+H	A	
K 8.70-6	NU 501-2/37	37	74	V+H	A	
K 8.70-6	NU 611-2/30	34	71	V+H	A	
K 8.70-7	NU 501-2/45	45	93.9	V+H	A	
K 8.70-7	NU 611-2/37	37	77	V	A	
K 8.70-8	NU 501-2/45	45	93.9	V+H	A	
K 8.70-8	NU 801-2/55	47.5	95	V+H	A	
K 8.70-9	NU 701-2/55	55	104	V+H	A	
K 8.70-9	NU 801-2/60	53	104	V+H	A	
K 8.70-10	NU 701-2/75	75	144	V+H	A	
K 8.70-10	NU 801-2/68	59	113	V	A	
K 8.70-11	NU 701-2/75	75	144	V+H	A	
K 8.70-11	NU 801-2/75	65	129	V	A	

Non-return valve									
Product name	Connection	Female/ male thread	Pressure class	Dimensions		Weight	Installation	Art no.	
	DN1 mm	-	PN ₂ bar	L mm	max. Ø	::kg	-	Version A	Model C
K 8....	G 5	I	63	170	180	10	V+H	-	-

Pump with non-return valve, ¹⁾ On request, ³⁾ For power cable in accordance with I_N, max. Ø for threaded connection, ⁷⁾ Weight of pressure shroud

Dimension drawing Wilo-Zetos K 8



Dimensions, weights

Wilo-Zetos...	Type of motor	Dimensions								Weight Jacket ¹⁾	Weight of unit m	
		B	C	C1	E	L	R	W	Ø ³⁾			
		mm										
K 8.70-1	NU 501-2/7	1400	670	593	273	1158	76	835	194	100	73	
K 8.70-1	NU 611-2/7	1400	710	593	273	1241	159	835	199	100	75	
K 8.70-2	NU 501-2/11	1700	830	728	273	1358	141	835	194	108	90	
K 8.70-2	NU 611-2/11	1700	900	920	273	1501	119	1000	199	108	99	
K 8.70-3	NU 501-2/18	2000	1030	1049	273	1624	107	1000	194	116	114	
K 8.70-3	NU 611-2/18	2000	1110	1013	273	1786	119	1150	199	116	126	
K 8.70-4	NU 501-2/22	2000	1200	1217	273	1824	172	1000	194	116	131	
K 8.70-4	NU 611-2/22	2300	1290	1148	273	1996	194	1150	199	124	145	
K 8.70-5	NU 501-2/30	2300	1400	1283	273	2089	152	1150	194	124	157	
K 8.70-5	NU 611-2/30	2600	1510	1533	273	2311	124	1400	202	132	170	
K 8.70-6	NU 501-2/37	2900	1730	1668	273	2611	139	1550	194	140	223	
K 8.70-6	NU 611-2/30	2900	1670	1668	273	2496	174	1400	205	140	186	
K 8.70-7	NU 501-2/45	¹⁾	1940	1803	273	2896	179	1800	197	¹⁾	248	
K 8.70-7	NU 611-2/37	2900	-	-	273	2711	104	1550	205	140	202	
K 8.70-8	NU 501-2/45	¹⁾	-	-	273	3031	179	1800	197	¹⁾	260	
K 8.70-8	NU 801-2/55	2900	1860	1688	273	2605	113	1300	211	140	253	
K 8.70-9	NU 701-2/55	¹⁾	-	-	273	2799	72	1400	204	¹⁾	294	
K 8.70-9	NU 801-2/60	¹⁾	-	-	273	2790	63	1400	211	¹⁾	272	
K 8.70-10	NU 701-2/75	¹⁾	-	-	273	3125	113	1550	204	¹⁾	343	
K 8.70-10	NU 801-2/68	¹⁾	-	-	273	3005	143	1400	211	¹⁾	297	
K 8.70-11	NU 701-2/75	¹⁾	-	-	273	3260	113	1550	204	¹⁾	355	
K 8.70-11	NU 801-2/75	¹⁾	-	-	273	3210	63	1550	217	¹⁾	322	

Ordering information for bearing brackets and anti-vortex plate

Type of motor	Bearing brackets		Anti-vortex plate	
	Galvanized steel	CrNi steel	Galvanized steel	CrNi steel
NU 501	¹⁾	¹⁾	60171199	6035547
NU 611	6037244	6038576	¹⁾	¹⁾
NU 701	¹⁾	¹⁾	¹⁾	¹⁾
NU 801	6037245	6038577	6017195	¹⁾
NU 811	6037245	6038577	6017195	¹⁾

Ordering information for bearing brackets and anti-vortex plate

Ordering information, cooling jacket pipes

Wilo-Zetos...	Type of motor	Art. no. for cooling jacket pipes	
		for vertical installation	for horizontal installation
K 8.70-1	NU 501-2/7	6 043 123	6 043 198
K 8.70-1	NU 611-2/7	6 043 127	6 043 202
K 8.70-2	NU 501-2/11	6 043 123	6 043 198
K 8.70-2	NU 611-2/11	6 043 194	6 043 245
K 8.70-3	NU 501-2/18	6 046 929	6 046 930
K 8.70-3	NU 611-2/18	6 043 144	6 043 215
K 8.70-4	NU 501-2/22	6 046 929	6 046 930
K 8.70-4	NU 611-2/22	6 043 144	6 043 215
K 8.70-5	NU 501-2/30	6 043 140	6 043 211
K 8.70-5	NU 611-2/30	6 043 150	6 043 288
K 8.70-6	NU 501-2/37	6 043 170	6 043 234
K 8.70-6	NU 611-2/30	6 043 150	6 043 288
K 8.70-7	NU 501-2/45	6 043 183	6 043 252
K 8.70-7	NU 611-2/37	6 043 173	¹⁾
K 8.70-8	NU 501-2/45	6 043 183	¹⁾
K 8.70-8	NU 801-2/55	6 043 161	6 043 250
K 8.70-9	NU 701-2/55	6 043 155	¹⁾
K 8.70-9	NU 801-2/60	6 043 153	6 043 247
K 8.70-10	NU 701-2/75	6 043 179	¹⁾
K 8.70-10	NU 801-2/68	6 043 153	-
K 8.70-11	NU 701-2/75	6 043 179	¹⁾
K 8.70-11	NU 801-2/75	6 043 176	-

Flange dimensions

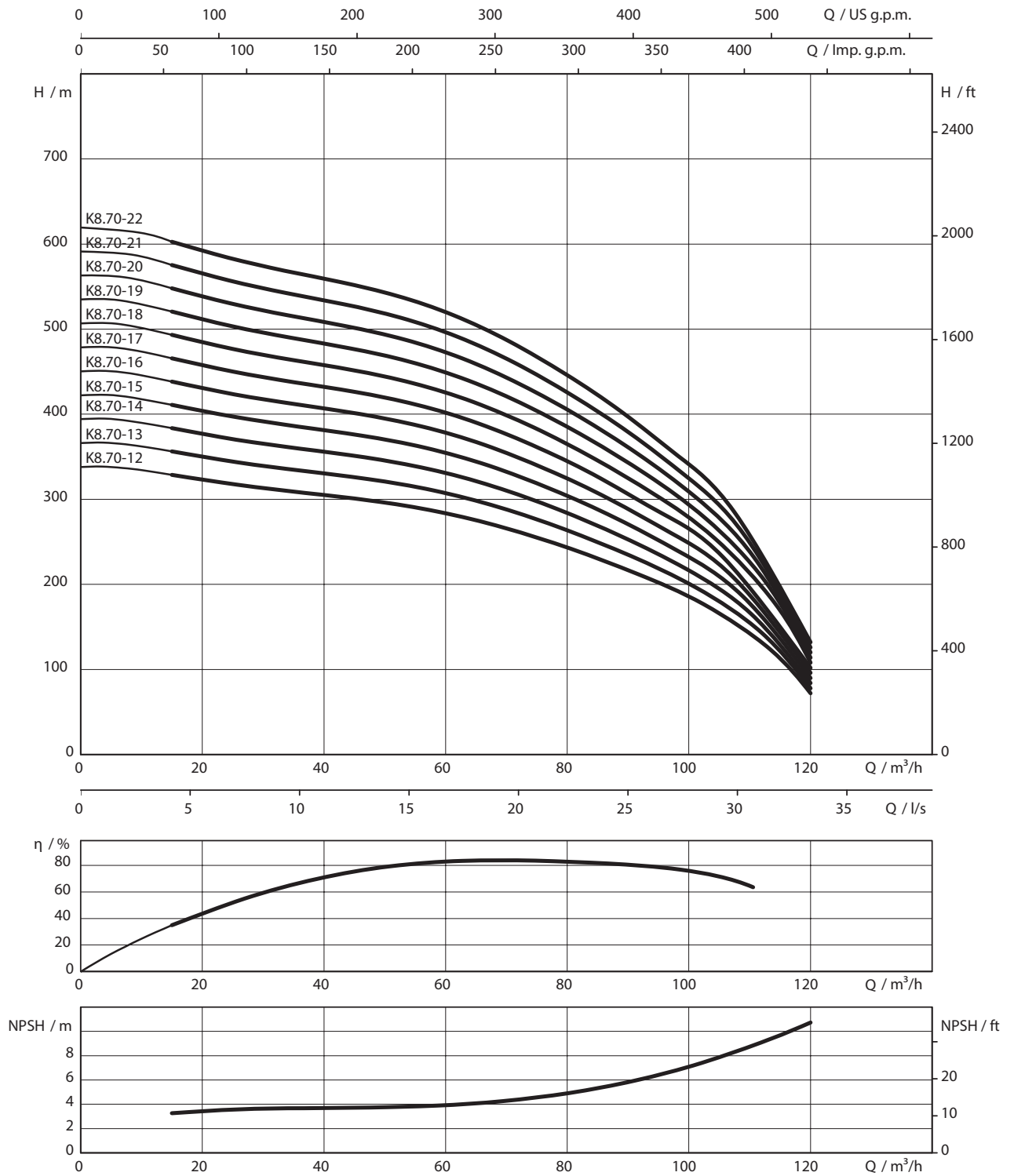
Product name	Connec- tion	Female/ male thread	Connection		Pressure class			Dimensions		
			DN2	DN3	PN ₁	PN ₂ bar	PN ₃	D2	k mm	d
K 8...	DN1 mm	-	DN 100	-	-	10-16	-	8x18	180	220
K 8...	-	-	DN 100	-	-	25-40	-	8x22	190	235
K 8...	-	-	DN 125	DN 125	-	10-16	10	8x18	210	250
K 8...	-	-	DN 150	DN 150	-	10-16	10	8x22	240	285
K 8...	-	-	DN 150	-	-	25-40	-	8x26	250	300
K 8...	G 5	l	-	-	63	-	-	-	-	-


Pump with non-return valve, ¹⁾ On request, ³⁾ For power cable in accordance with I_N max. ø for threaded connection, ⁷⁾ Weight of pressure shroud

Raw water intake

22 Submersible pump

Pump curves Wilo-Zetos K 8.50

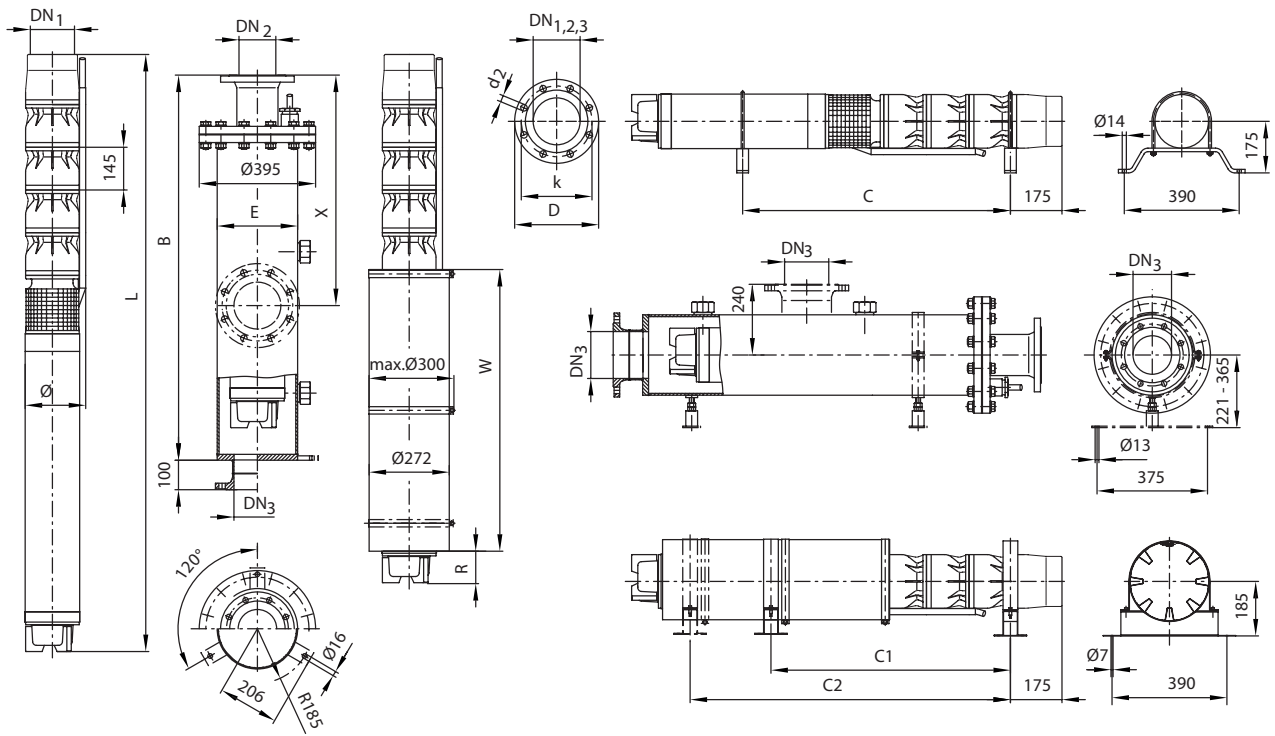


Motor data					
Wilo-Zetos...	Type of motor	Nominal motor power	Rated current	Installation	
		P_2 kW	I_N A		
K 8.70-12	NU 701-2/75	75	144	V+H	A
K 8.70-12	NU 801-2/87	75	145	V	A
K 8.70-13	NU 701-2/75	75	144	V+H	A
K 8.70-13	NU 801-2/87	75	145	V	A
K 8.70-14	NU 701-2/93	93	186	V+H	A
K 8.70-14	NU 811-2/90	90	168	V	A
K 8.70-15	NU 701-2/93	93	186	V+H	A
K 8.70-15	NU 811-2/90	90	168	V	A
K 8.70-16	NU 701-2/93	93	186	V+H	A
K 8.70-16	NU 811-2/90	90	168	V	A
K 8.70-17	NU 701-2/110	110	215	V+H	A
K 8.70-17	NU 811-2/90	90	168	V	A
K 8.70-18	NU 701-2/110	110	215	V+H	A
K 8.70-18	NU 811-2/95	110	210	V	A
K 8.70-19	NU 701-2/110	110	215	V+H	A
K 8.70-19	NU 811-2/95	110	210	V	A
K 8.70-20	NU 701-2/130	130	250	V+H	A
K 8.70-20	NU 811-2/95	110	210	V	A
K 8.70-21	NU 701-2/130	130	250	V+H	A
K 8.70-22	NU 701-2/130	130	250	V+H	A

Non-return valve									
Product name	Connection	Female/ male thread	Pressure class	Dimensions		Weight	Installation	Art no.	
	DN_1 mm	-	PN_1 bar	L mm	$max. \phi$::kg	-	Version A	Model C
K 8....	G 5	I	63	170	180	10	V+H	-	-

Pump with non-return valve, ¹⁾ On request, ³⁾ For power cable in accordance with I_N , $max. \phi$ for threaded connection, ⁷⁾ Weight of pressure shroud

Dimension drawing Wilo-Zetos K 8



Dimensions, weights

Wilo-Zetos...	Type of motor	Dimensions								Weight Jacket ⁷⁾	Weight of unit m
		B	C	C1	E	L	R	W	ø ³⁾		
mm											
K 8.70-12	NU 701-2/75	¹⁾	-	-	273	3395	113	1550	204	¹⁾	366
K 8.70-12	NU 801-2/87	¹⁾	-	-	273	3465	183	1550	217	¹⁾	353
K 8.70-13	NU 701-2/75	¹⁾	-	-	273	3530	113	1550	204	¹⁾	378
K 8.70-13	NU 801-2/87	¹⁾	-	-	273	3600	183	1550	217	¹⁾	365
K 8.70-14	NU 701-2/93	¹⁾	-	-	273	3665	113	1550	204	¹⁾	389
K 8.70-14	NU 811-2/90	¹⁾	-	-	273	3840	38	1800	219	¹⁾	377
K 8.70-15	NU 701-2/93	¹⁾	-	-	273	4152	215	1800	206	¹⁾	479
K 8.70-15	NU 811-2/90	¹⁾	-	-	273	3975	38	1800	219	¹⁾	389
K 8.70-16	NU 701-2/93	¹⁾	-	-	273	4287	215	1800	206	¹⁾	490
K 8.70-16	NU 811-2/90	¹⁾	-	-	273	4110	38	1800	219	¹⁾	400
K 8.70-17	NU 701-2/110	¹⁾	-	-	273	4422	215	1800	206	¹⁾	502
K 8.70-17	NU 811-2/90	¹⁾	-	-	273	4245	38	1800	219	¹⁾	412
K 8.70-18	NU 701-2/110	¹⁾	-	-	273	4786	444	1800	206	¹⁾	556
K 8.70-18	NU 811-2/95	¹⁾	-	-	273	4430	88	1800	225	¹⁾	431
K 8.70-19	NU 701-2/110	¹⁾	-	-	273	4921	444	1800	206	¹⁾	567
K 8.70-19	NU 811-2/95	¹⁾	-	-	273	4565	88	1800	225	¹⁾	442
K 8.70-20	NU 701-2/130	¹⁾	-	-	273	5056	444	1800	206	¹⁾	579
K 8.70-20	NU 811-2/95	¹⁾	-	-	273	4700	88	1800	225	¹⁾	454
K 8.70-21	NU 701-2/130	¹⁾	-	-	273	5394	¹⁾	¹⁾	206	¹⁾	636
K 8.70-22	NU 701-2/130	¹⁾	-	-	273	5529	¹⁾	¹⁾	206	¹⁾	648

Ordering information for bearing brackets and anti-vortex plate

Type of motor	Bearing brackets		Anti-vortex plate	
	Galvanized steel	CrNi steel	Galvanized steel	CrNi steel
NU 501	¹⁾	¹⁾	60171199	6035547
NU 611	6037244	6038576	¹⁾	¹⁾
NU 701	¹⁾	¹⁾	¹⁾	¹⁾
NU 801	6037245	6038577	6017195	¹⁾
NU 811	6037245	6038577	6017195	¹⁾

Ordering information for bearing brackets and anti-vortex plate

Ordering information, cooling jacket pipes

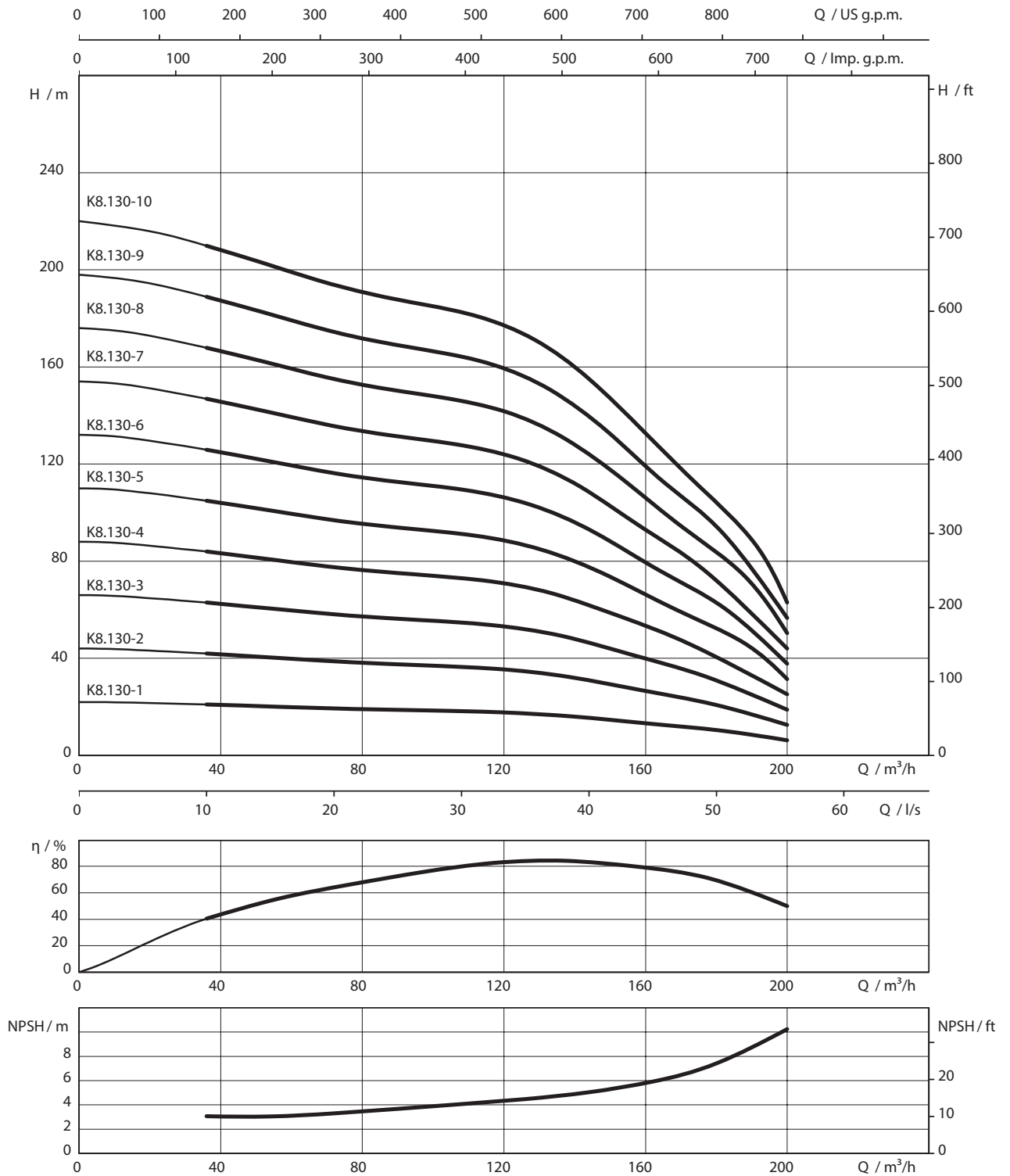
Wilo-Zetos...	Type of motor	Art. no. for cooling jacket pipes	
		for vertical installation	for horizontal installation
K 8.70-12	NU 701-2/75	6 043 179	¹⁾
K 8.70-12	NU 801-2/87	6 043 176	-
K 8.70-13	NU 701-2/75	6 043 179	¹⁾
K 8.70-13	NU 801-2/87	6 043 176	-
K 8.70-14	NU 701-2/93	6 043 179	¹⁾
K 8.70-14	NU 811-2/90	6 043 176	-
K 8.70-15	NU 701-2/93	6 043 187	¹⁾
K 8.70-15	NU 811-2/90	6 043 176	-
K 8.70-16	NU 701-2/93	6 043 187	¹⁾
K 8.70-16	NU 811-2/90	6 043 176	-
K 8.70-17	NU 701-2/110	6 043 187	¹⁾
K 8.70-17	NU 811-2/90	6 043 176	-
K 8.70-18	NU 701-2/110	6 043 187	¹⁾
K 8.70-18	NU 811-2/95	6 043 176	-
K 8.70-19	NU 701-2/110	6 043 187	¹⁾
K 8.70-19	NU 811-2/95	6 043 176	-
K 8.70-20	NU 701-2/130	6 043 187	¹⁾
K 8.70-20	NU 811-2/95	6 043 176	-
K 8.70-21	NU 701-2/130	¹⁾	¹⁾
K 8.70-22	NU 701-2/130	¹⁾	¹⁾

Flange dimensions

Product name	Connec- tion	Female/ male thread	Connection		Pressure class			Dimensions		
			DN2	DN3	PN ₁	PN ₂ bar	PN ₃	D2	k mm	d
K 8...	-	-	DN 100	-	-	10-16	-	8x18	180	220
K 8...	-	-	DN 100	-	-	25-40	-	8x22	190	235
K 8...	-	-	DN 125	DN 125	-	10-16	10	8x18	210	250
K 8...	-	-	DN 150	DN 150	-	10-16	10	8x22	240	285
K 8...	-	-	DN 150	-	-	25-40	-	8x26	250	300
K 8...	G 5	I	-	-	63	-	-	-	-	-

Pump with non-return valve, ¹⁾ On request, ³⁾ For power cable in accordance with I_{NP} max. ø for threaded connection, ⁷⁾ Weight of pressure shroud

Pump curves Wilo-Zetos K 8.130

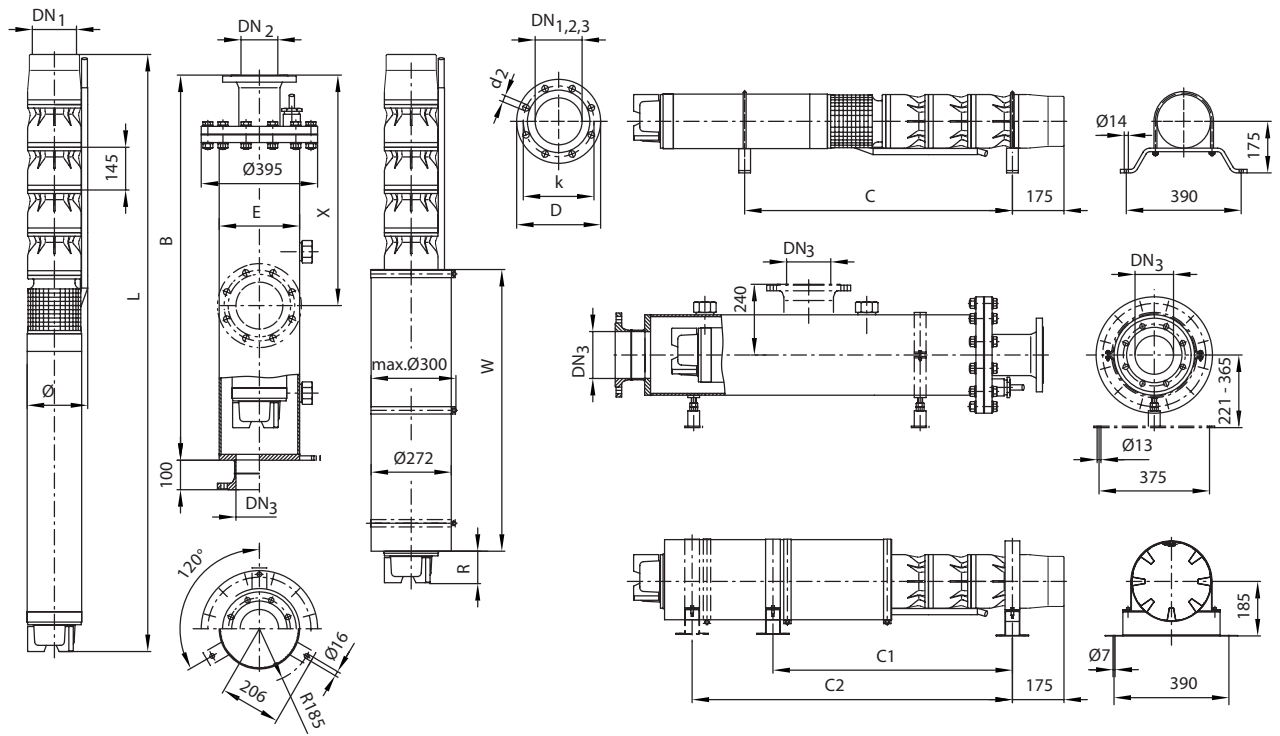


Motor data						
Wilo-Zetos...	Type of motor	Nominal motor power	Rated current	Installation		
		P_2 kW	I_N A			
K 8.130-1	NU 501-2/7	7.5	17.4	V+H	A	
K 8.130-1	NU 611-2/7	7.5	16.8	V+H	A	
K 8.130-2	NU 501-2/15	15	32.5	V+H	A	
K 8.130-2	NU 611-2/15	15	32	V+H	A	
K 8.130-3	NU 501-2/22	22	45.3	V+H	A	
K 8.130-3	NU 611-2/22	22	47.5	V+H	A	
K 8.130-4	NU 501-2/30	30	65	V+H	A	
K 8.130-4	NU 611-2/30	30	63	V+H	A	
K 8.130-5	NU 501-2/37	37	74	V+H	A	
K 8.130-5	NU 611-2/37	37	77	V	A	
K 8.130-6	NU 501-2/45	45	93.9	V+H	A	
K 8.130-6	NU 701-2/45	45	88	V+H	A	
K 8.130-6	NU 801-2/55	47.5	95	V+H	A	
K 8.130-7	NU 701-2/55	55	104	V+H	A	
K 8.130-7	NU 801-2/60	53	104	V+H	A	
K 8.130-8	NU 701-2/75	75	144	V+H	A	
K 8.130-8	NU 801-2/68	59	113	V	A	
K 8.130-9	NU 701-2/75	75	144	V+H	A	
K 8.130-9	NU 801-2/87	75	145	V	A	
K 8.130-10	NU 701-2/75	75	144	V+H	A	
K 8.130-10	NU 801-2/87	75	145	V	A	

Non-return valve									
Product name	Connection	Female/ male thread	Pressure class	Dimensions		Weight	Installation	Art no.	
	DN1 mm	-	PN ₁ bar	L mm	max. Ø	::kg	-	Version A	Model C
K 8...	G 5	I	63	170	180	10	V+H	-	-

Pump with non-return valve, ¹⁾ On request, ³⁾ For power cable in accordance with I_N , max. Ø for threaded connection, ⁷⁾ Weight of pressure shroud

Dimension drawing Wilo-Zetos K 8



Dimensions, weights

Wilo-Zetos...	Type of motor	Dimensions								Weight	Weight of unit
		B	C	C1	E	L	R	W	Ø ³⁾	Jacket ⁷⁾	m
mm											
K 8.130-1	NU 501-2/7	1400	680	598	273	1173	76	835	192	100	70
K 8.130-1	NU 611-2/7	1400	720	598	273	1256	159	835	192	100	73
K 8.130-2	NU 501-2/15	1700	890	893	273	1448	56	985	192	108	90
K 8.130-2	NU 611-2/15	2000	970	978	273	1611	204	1000	192	116	102
K 8.130-3	NU 501-2/22	2000	1100	1107	273	1724	172	1000	192	116	110
K 8.130-3	NU 611-2/22	2300	1180	1038	273	1896	194	1150	192	124	124
K 8.130-4	NU 501-2/30	2300	1310	1183	273	2002	152	1150	192	124	133
K 8.130-4	NU 611-2/30	2600	1420	1433	273	2224	124	1400	195	132	146
K 8.130-5	NU 501-2/37	2600	1650	1578	273	2534	139	1550	195	132	195
K 8.130-5	NU 611-2/37	2900	1630	-	273	2499	104	1550	195	140	163
K 8.130-6	NU 501-2/45	¹⁾	1870	1723	273	2829	179	1800	197	¹⁾	217
K 8.130-6	NU 701-2/45	2600	1620	-	273	2332	195	1150	201	132	210
K 8.130-6	NU 801-2/55	2600	1650	1473	273	2400	113	1300	-	132	210
K 8.130-7	NU 701-2/55	2900	1830	-	273	2604	72	1400	201	140	248
K 8.130-7	NU 801-2/60	2900	1820	-	273	2595	63	1400	-	140	226
K 8.130-8	NU 701-2/75	¹⁾	¹⁾	-	273	2940	113	1550	201	¹⁾	294
K 8.130-8	NU 801-2/68	¹⁾	¹⁾	-	273	2820	143	1400	-	¹⁾	248
K 8.130-9	NU 701-2/75	¹⁾	¹⁾	-	273	3085	113	1550	203	¹⁾	302
K 8.130-9	NU 801-2/87	¹⁾	¹⁾	-	273	3155	183	1550	-	¹⁾	289
K 8.130-10	NU 701-2/75	¹⁾	¹⁾	-	273	3230	113	1800	203	¹⁾	310
K 8.130-10	NU 801-2/87	¹⁾	¹⁾	-	273	3300	183	1800	-	¹⁾	297

Ordering information for bearing brackets and anti-vortex plate

Type of motor	Bearing brackets		Anti-vortex plate	
	Galvanized steel	CrNi steel	Galvanized steel	CrNi steel
NU 501	¹⁾	¹⁾	60171199	6035547
NU 611	6037244	6038576	¹⁾	¹⁾
NU 701	¹⁾	¹⁾	¹⁾	¹⁾
NU 801	6037245	6038577	6017195	¹⁾
NU 811	6037245	6038577	6017195	¹⁾

Ordering information for bearing brackets and anti-vortex plate

Ordering information, cooling jacket pipes

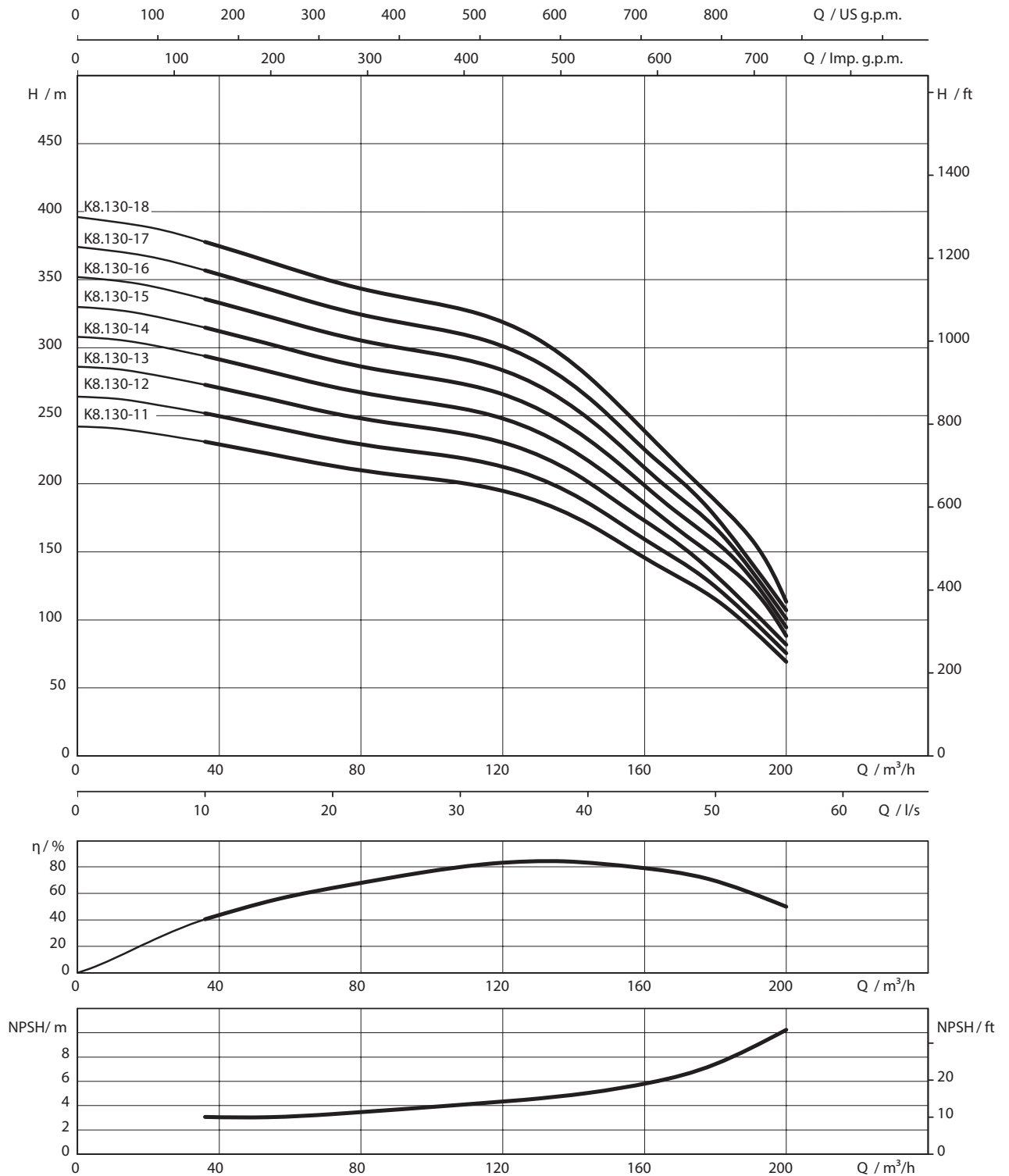
Wilo-Zetos...	Type of motor	Art. no. for cooling jacket pipes	
		for vertical installation	for horizontal installation
K 8.130-1	NU 501-2/7	6 043 123	6 043 198
K 8.130-1	NU 611-2/7	6 043 127	6 043 202
K 8.130-2	NU 501-2/15	6 043 129	6 043 204
K 8.130-2	NU 611-2/15	6 043 194	6 043 245
K 8.130-3	NU 501-2/22	6 046 929	6 046 930
K 8.130-3	NU 611-2/22	6 043 144	6 043 215
K 8.130-4	NU 501-2/30	6 043 140	6 043 211
K 8.130-4	NU 611-2/30	6 043 150	¹⁾
K 8.130-5	NU 501-2/37	6 043 170	6 043 234
K 8.130-5	NU 611-2/37	6 043 173	-
K 8.130-6	NU 501-2/45	6 043 183	6 043 252
K 8.130-6	NU 701-2/45	6 045 928	¹⁾
K 8.130-6	NU 801-2/55	6 043 161	6 043 250
K 8.130-7	NU 701-2/55	6 043 155	¹⁾
K 8.130-7	NU 801-2/60	6 043 153	6 043 247
K 8.130-8	NU 701-2/75	6 043 179	¹⁾
K 8.130-8	NU 801-2/68	6 043 153	-
K 8.130-9	NU 701-2/75	6 043 179	¹⁾
K 8.130-9	NU 801-2/87	6 043 176	-
K 8.130-10	NU 701-2/75	6 043 179	¹⁾
K 8.130-10	NU 801-2/87	6 043 176	-

Flange dimensions

Product name	Conne- tion	Female/ male thread	Connection		Pressure class			Dimensions		
			DN2	DN3	PN ₁	PN ₂	PN ₃	D2	k	d
	DN1 mm	-	mm			bar		mm		
K 8...	-	-	DN 100	-	-	10-16	-	8x18	180	220
K 8...	-	-	DN 100	-	-	25-40	-	8x22	190	235
K 8...	-	-	DN 125	DN 125	-	10-16	10	8x18	210	250
K 8...	-	-	DN 150	DN 150	-	10-16	10	8x22	240	285
K 8...	-	-	DN 150	-	-	25-40	-	8x26	250	300
K 8...	G 5	I	-	-	63	-	-	-	-	-

Pump with non-return valve, ¹⁾ On request, ²⁾ For power cable in accordance with I_N, max. ø for threaded connection, ³⁾ Weight of pressure shroud

Pump curves Wilo-Zetos K 8.130



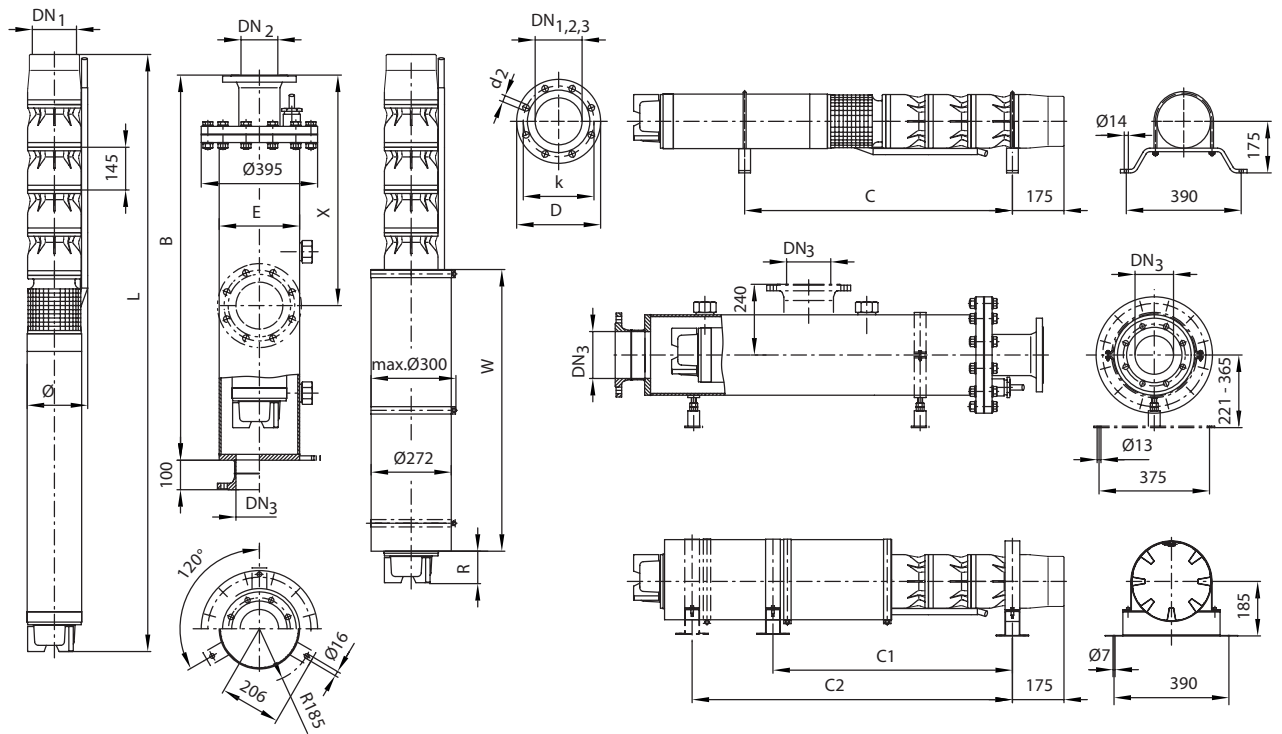


Motor data					
Wilo-Zetos...	Type of motor	Nominal motor power	Rated current	Installation	
		P_2 kW	I_N A		
K 8.130-11	NU 701-2/93	93	186	V+H	A
K 8.130-11	NU 811-2/90	90	168	V	A
K 8.130-12	NU 701-2/93	93	186	V+H	A
K 8.130-12	NU 811-2/90	90	168	V	A
K 8.130-13	NU 701-2/110	110	215	V+H	A
K 8.130-13	NU 811-2/95	110	210	V	A
K 8.130-14	NU 701-2/110	110	215	V+H	A
K 8.130-14	NU 811-2/95	110	210	V	A
K 8.130-15	NU 701-2/130	130	250	V+H	A
K 8.130-15	NU 811-2/95	110	210	V	A
K 8.130-16	NU 701-2/130	130	250	V+H	A
K 8.130-17	NU 701-2/130	130	250	V+H	A
K 8.130-18	NU 701-2/150	150	280	V+H	A

Non-return valve									
Product name	Connection	Female/ male thread	Pressure class	Dimensions		Weight	Installation	Art no.	
	DN1 mm	-	PN ₁ bar	L mm	max. Ø	::kg	-	Version A	Model C
K 8....	G 5	I	63	170	180	10	V+H	-	-

Pump with non-return valve, ¹⁾ On request, ³⁾ For power cable in accordance with I_N , max. Ø for threaded connection, ⁷⁾ Weight of pressure shroud

Dimension drawing Wilo-Zetos K 8



Dimensions, weights

Wilo-Zetos...	Type of motor	Dimensions								Weight	Weight of unit
		B	C	C1	E	L	R	W	ø ³⁾	Jacket ⁷⁾	m
mm											
K 8.130-11	NU 701-2/93	¹⁾	¹⁾	-	273	3727	215	1800	203	¹⁾	396
K 8.130-11	NU 811-2/90	¹⁾	¹⁾	-	273	3550	38	1800	-	¹⁾	306
K 8.130-12	NU 701-2/93	¹⁾	¹⁾	-	273	3872	215	1800	203	¹⁾	404
K 8.130-12	NU 811-2/90	¹⁾	¹⁾	-	273	3695	38	1800	-	¹⁾	314
K 8.130-13	NU 701-2/110	¹⁾	¹⁾	-	273	4246	¹⁾	¹⁾	203	¹⁾	455
K 8.130-13	NU 811-2/95	¹⁾	¹⁾	-	273	3890	88	1800	-	¹⁾	330
K 8.130-14	NU 701-2/110	¹⁾	¹⁾	-	273	4391	¹⁾	¹⁾	203	¹⁾	463
K 8.130-14	NU 811-2/95	¹⁾	¹⁾	-	273	4035	88	1800	-	¹⁾	338
K 8.130-15	NU 701-2/130	¹⁾	¹⁾	-	273	4739	¹⁾	¹⁾	203	¹⁾	517
K 8.130-15	NU 811-2/95	¹⁾	¹⁾	-	273	4180	88	1800	-	¹⁾	346
K 8.130-16	NU 701-2/130	¹⁾	¹⁾	-	273	4884	¹⁾	¹⁾	203	¹⁾	525
K 8.130-17	NU 701-2/130	¹⁾	¹⁾	-	273	5258	¹⁾	¹⁾	203	¹⁾	582
K 8.130-18	NU 701-2/150	¹⁾	¹⁾	-	273	5403	¹⁾	¹⁾	203	¹⁾	590

Ordering information for bearing brackets and anti-vortex plate				
Type of motor	Bearing brackets		Anti-vortex plate	
	Galvanized steel	CrNi steel	Galvanized steel	CrNi steel
NU 501	1)	1)	60171199	6035547
NU 611	6037244	6038576	1)	1)
NU 701	1)	1)	1)	1)
NU 801	6037245	6038577	6017195	1)
NU 811	6037245	6038577	6017195	1)

Ordering information for bearing brackets and anti-vortex plate

Ordering information, cooling jacket pipes				
Wilo-Zetos...	Type of motor	Art. no. for cooling jacket pipes		
		for vertical installation		for horizontal installation
K 8.130-11	NU 701-2/93	6 043 187	1)	
K 8.130-11	NU 811-2/90	6 043 176	-	
K 8.130-12	NU 701-2/93	6 043 187	1)	
K 8.130-12	NU 811-2/90	6 043 176	-	
K 8.130-13	NU 701-2/110	6 043 187	1)	
K 8.130-13	NU 811-2/95	6 043 176	-	
K 8.130-14	NU 701-2/110	6 043 187	1)	
K 8.130-14	NU 811-2/95	6 043 176	-	
K 8.130-15	NU 701-2/130	1)	1)	
K 8.130-15	NU 811-2/95	1)	-	
K 8.130-16	NU 701-2/130	1)	1)	
K 8.130-17	NU 701-2/130	1)	1)	
K 8.130-18	NU 701-2/150	1)	1)	

Flange dimensions										
Product name	Connec- tion	Female/ male thread	Connection		Pressure class			Dimensions		
			DN2 mm	DN3 mm	PN ₁	PN ₂ bar	PN ₃	D2	k mm	d
K 8...	-	-	DN 100	-	-	10-16	-	8x18	180	220
K 8...	-	-	DN 100	-	-	25-40	-	8x22	190	235
K 8...	-	-	DN 125	DN 125	-	10-16	10	8x18	210	250
K 8...	-	-	DN 150	DN 150	-	10-16	10	8x22	240	285
K 8...	-	-	DN 150	-	-	25-40	-	8x26	250	300
K 8...	G 5	I	-	-	63	-	-	-	-	-

Pump with non-return valve, ¹⁾ On request, ³⁾ For power cable in accordance with I_N max. ø for threaded connection, ⁷⁾ Weight of pressure shroud