

Low Suction Pump with Automatic Level Sensor for Flood Protection

Sensoflat C 270 WF

Application

Automatic drainage at low water level from 5 mm to prevent flooding in rooms without pump pit or floor drain, e. g. by flood water, rain, defective water pipe or defective washing machine. The level sensor starts the pump automatically at a water level of 5 mm and pumps down to 2 mm remaining level. The water jacket cooled motor with the top discharge protects the motor against overheating even during sip operation.

Installation: Permanent or transportable.

Pumped liquid: Clear water or drainage water containing soft solids with a maximum diameter of 2 mm. Max. liquid temperature: 35°C, short term up to 60°C.

Operation: Intermittent.

Design

Fully submersible drainage pump consisting of:

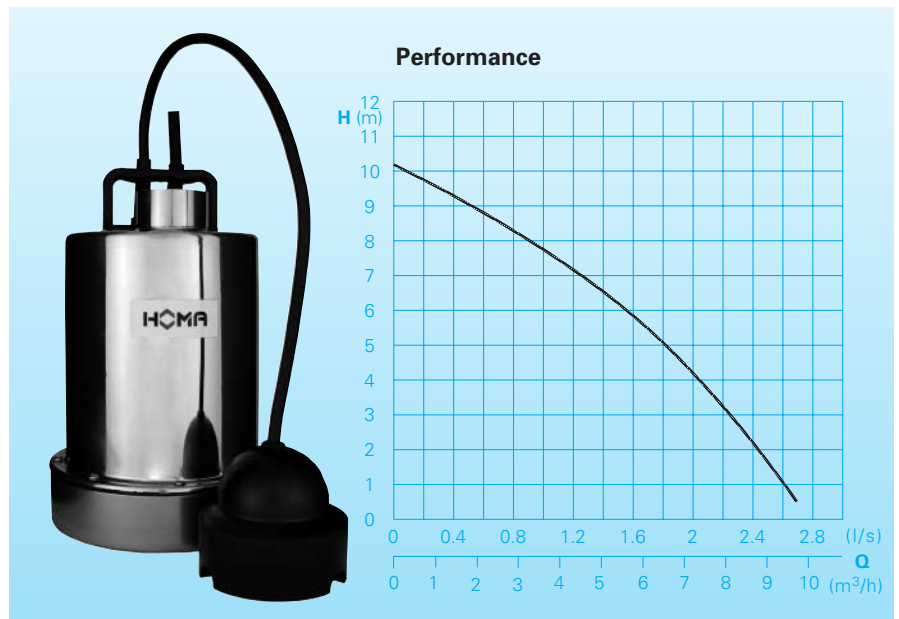
Pump: Single stage centrifugal pump with vertical discharge BSP 1 1/4" F.

Impeller: Open multi-channel impeller, spherical clearance 2 mm.

Motor: Fully submersible, pressure tight electric motor. Stainless steel motor housing. Insulation class F. Motor protection IP 68.

Shaft/bearing: Large diameter stainless steel rotor shaft, pre-lubricated bearings.

Seals: Combination of mechanical seal and lip-seal.



Technical Data

Pump type	Motor-input P ₁ (kW)	Motor-output P ₂ (kW)	Voltage 50 Hz (V)	Nominal current (A)	Cable type	Weight (kg)
C 270 WF	0,7	0,45	230-240/1Ph	3,2	H05RN-F3G1	7,0

Speed: 2850 rpm

Discharge: BSP 1 1/4" F

Materials:

Motor housing, motor shaft, screws, Suction sieve, Pump housing	Stainless steel
Impeller, pressure cover	Glass-fibre, reinforced synthetic material (composite)
Elastomere	NBR

Equipment supplied

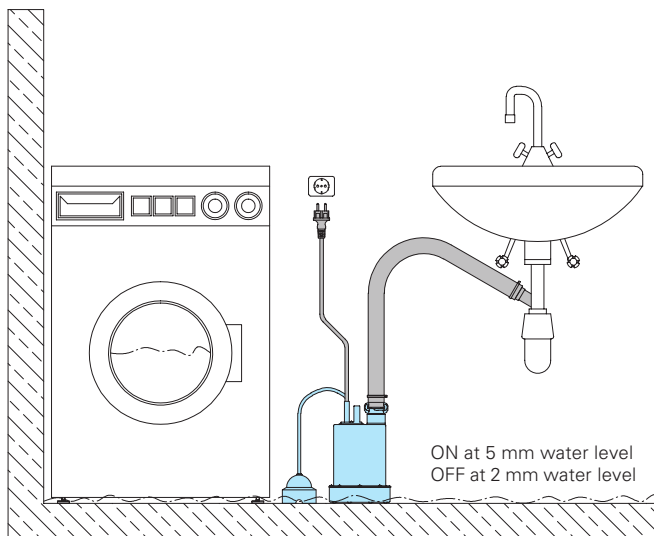
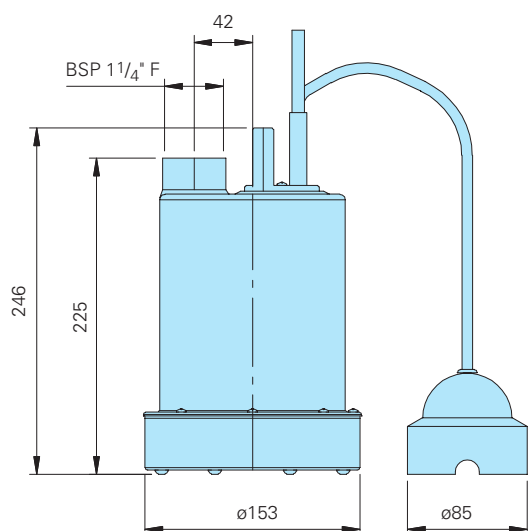
Pump with level sensor, 10 m of cable and plug.

motralec

4 rue Lavoisier . ZA Lavoisier . 95223 HERBLAY CEDEX
Tel. : 01.39.97.65.10 / Fax. : 01.39.97.68.48
Demande de prix / e-mail : service-commercial@motralec.com

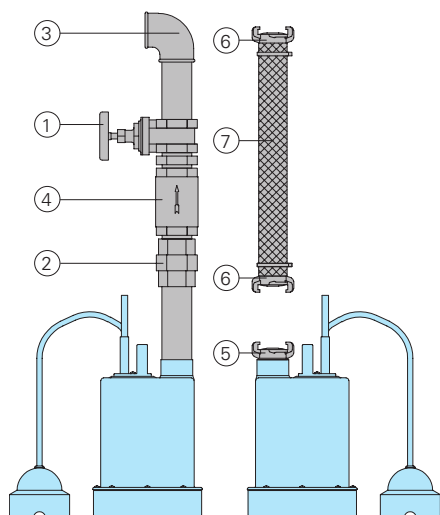
www.motralec.com

Dimensions and installations



all dimensions in mm

Accessories



Part Description	Dimension	Part. No.	Part Description	Dimension	Part. No.
① Bronze gate valve	BSP 1 1/4" F	2216012	⑦ PVC hose, per m	1" Ø 1 1/4" Ø	2621000 2621200
② Galvanized pipe union	BSP 1 1/4" M/F	2114304	Reinforced hose, per m	1" Ø 1 1/4" Ø	2632025 2632030
③ 90° galvanized elbow	BSP 1 1/4" F BSP 1 1/4" M/F	2113604 2111405	Hose band	3/4"-1" 1 1/4"	2302330 2303252
T-piece for twin pump arrangement	BSP 1 1/4" F	2114301	○ HOMA 2 poles earth leakage circuit breaker Fi 16/0,03 A		1561160
④ Bronze non-return valve	BSP 1 1/4" F	2211213			
○ Galvanized double nipple	BSP 1 1/4" M	2009011			
⑤ Brass fixed coupling	BSP 1 1/4" M	2005413			
⑥ Brass hose coupling	1" 1 1/4"	2003313 2003413			

motralec

4 rue Lavoisier . ZA Lavoisier . 95223 HERBLAY CEDEX
Tel. : 01.39.97.65.10 / Fax. : 01.39.97.68.48
Demande de prix / e-mail : service-commercial@motralec.com
www.motralec.com

HOMA
P U M P T E C H N O L O G Y