

HCON - LEVEL CONTROL

Application

HCON15/25 are control units for 1 or 2 pumps, designed specifically for the operation of submersible pumps in drainage and sewerage use.




HSKB - LEVEL CONTROL

Application

HSKB are control units for 1 or 2 pumps, designed specifically for the operation of submersible pumps in drainage and sewerage use in hazardous areas.

The controller is high quality and compact, and is equipped with a main switch and a motor protection switch.

Their compact design, both for 1 pump and for 2 pumps, is suitable for installation in economical narrow air columns.



HSK - MODULAR CONTROL PANELS

Application

HOMA HSK are modular control panels useable for one or two pumps. They are developed for waste water applications.

HSK solve many different tasks based on a standardized control unit. Suitable for pumps 4 kW DOL to pumps 22 kW star delta start.

Advantages:

- same user interface for all classes
- flexible level measuring
- extensible



HSK - MODULAR CONTROL PANELS

In basis version these panels are equipped with a lot of standardized functions for most usefull requirements.


Basis equipment:

Control functions:

- automatic change over
- peak load opration
- delay time
- on/off niveaus adjustable
- switch on delay
- short time start
- forced emptying
- phase fault monitoring
- sequence indicator
- anguages D, GB, F, NL, I
- password

Extensions:

- main switch
- moisture monitoring
- real time clock with event memory
- GSM MODEM
- RCB
- 12V rechargeable battery block for battery backed alarm system
- internal heating
- manual – automatic – switch
- ex barriers for intrinsically safe circuits



HSK with additional options

C/CPS - CONTROL PANELS

Application

These panels are used in standard application for pumps.

Two types are available:

C: for level measuring with float switches

CPS: for level measuring with air pressure tube


Electronic control panels for controlling pumps depending of the water level in the pit. Both panels are suitable for protection and controlling of explosion proof pumps. ATTENTION: never install control box in Ex-hazardous areas !

The level in the pit is actuated by float switches or electronic pressure sensor and an air tube in the pit.

By using the diagnose unit ServCom (see accessories) it is possible to make settings and readout the internal memory. Delay time and counter reset for running hours and number of starts.

Two pump operation:

- automatic changeover between both pumps
- if one pump failed the other pump will start
- peak load operation, second pump starts, if level 2 is crossing the limit value
- wired ready for connection



CPS25-Y16