



Flygt Submersible Pumps

AVAILABLE FOR RENTAL AND SALE

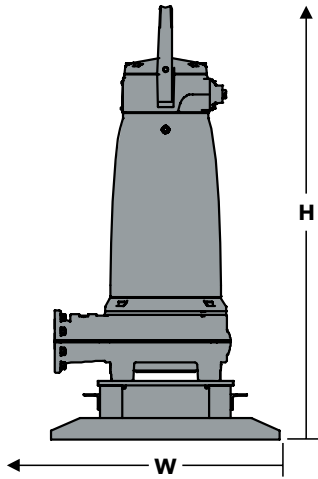


www.motralec.com / service-commercial@motralec.com / 01.39.97.65.10

3000 Series Heavy-Duty Sewage Pumps for Rental

When higher capacity is required, these models deliver unprecedented pumping power - reliably and efficiently.

NS 3315

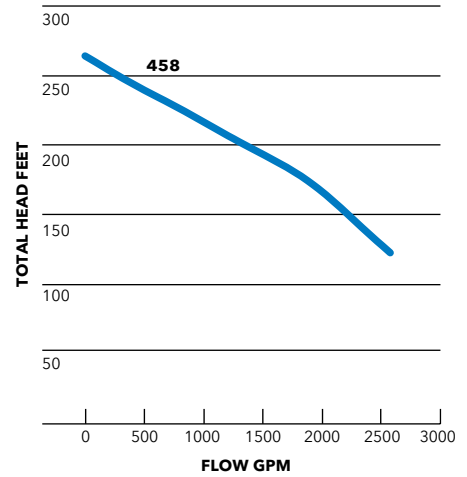


Model number: 3315.090
 Motor Rating: 160HP @ 1780 RPM

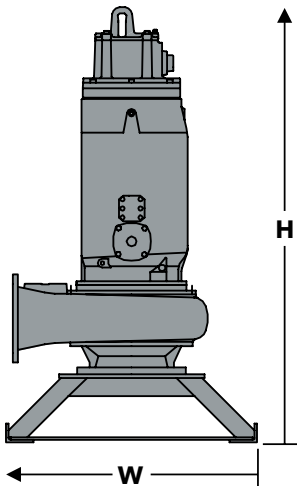
Voltage: 460V
 Full load amps: 190
 Versions: 6" High Head
 Imp. Code 458

Hose connection: NPSM threaded
 Pump dimensions: 40 1/8" W x 78 1/2" H
 Max. weight (lbs.): 2690
 Description: Cast iron construction;
 semi-open, backswept
 multi-vane, self-cleaning
 impeller; rests on bottom stand.

Options: Explosion proof (FM approved)



NS 3312



Model number: 3312/746
 Motor Rating: 215HP @ 1185 RPM

Voltage: 460V
 Full load amps: 254
 Versions: 12" Standard
 Imp. Code 670 (455mm trim)

Hose connection: ANSI Flange
 Pump dimensions: 52 5/8" W x 93 3/4" H
 Max. weight (lbs.): 5126
 Description: Cast iron construction;
 semi-open, backswept
 multi-vane, self-cleaning
 impeller; rests on bottom stand.

