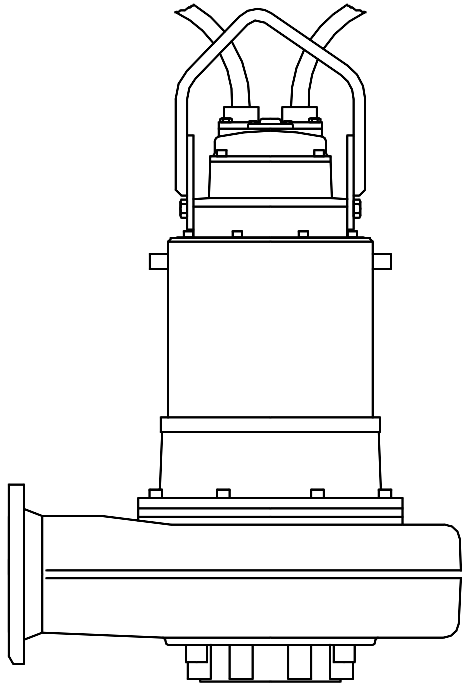
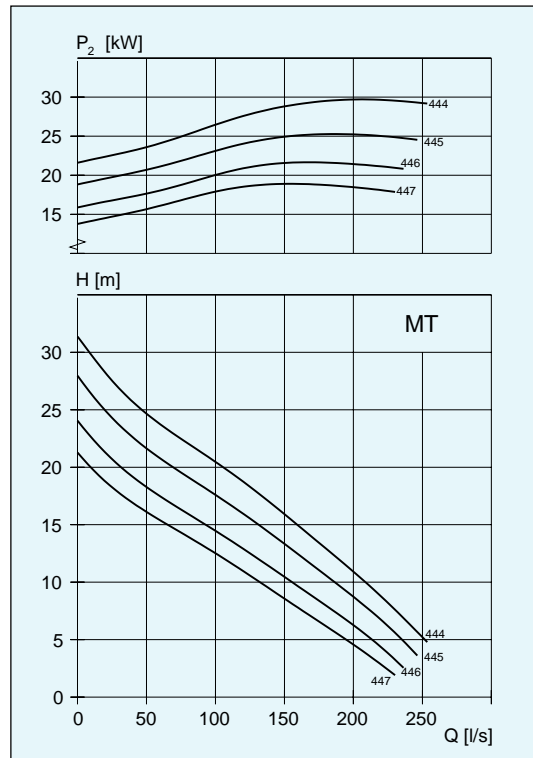


N 3201



Weight, kg	NP	NS	NT	NZ
MT	570	598	635	635

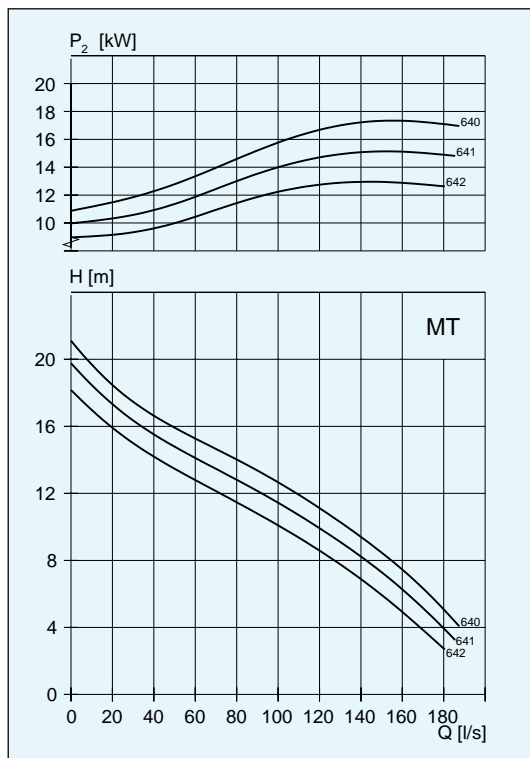
NP/NS/NT/NZ



Impeller code	No. of vanes	Outlet dia mm NP vers.	Motor rating kW		rpm	Available versions
			P ₁	P ₂		
• 444	2	200	34	30	1455	NP/NS/NT/NZ
• 445	2	200	34	30	1455	NP/NS/NT/NZ
• 446	2	200	34	30	1455	NP/NS/NT/NZ
• 446	2	200	25	22	1460	NP/NS/NT/NZ
• 447	2	200	34	30	1455	NP/NS/NT/NZ
• 447	2	200	25	22	1460	NP/NS/NT/NZ

• Can be equipped with flush valve

NP/NS/NT/NZ



Impeller code	No. of vanes	Outlet dia mm NP vers.	Motor rating kW		rpm	Available versions
			P ₁	P ₂		
• W640	2	200	25	22	1460	NP/NS/NT/NZ
• W641	2	200	25	22	1460	NP/NS/NT/NZ
• W642	2	200	25	22	1460	NP/NS/NT/NZ