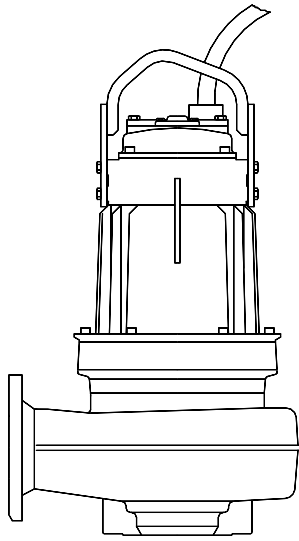
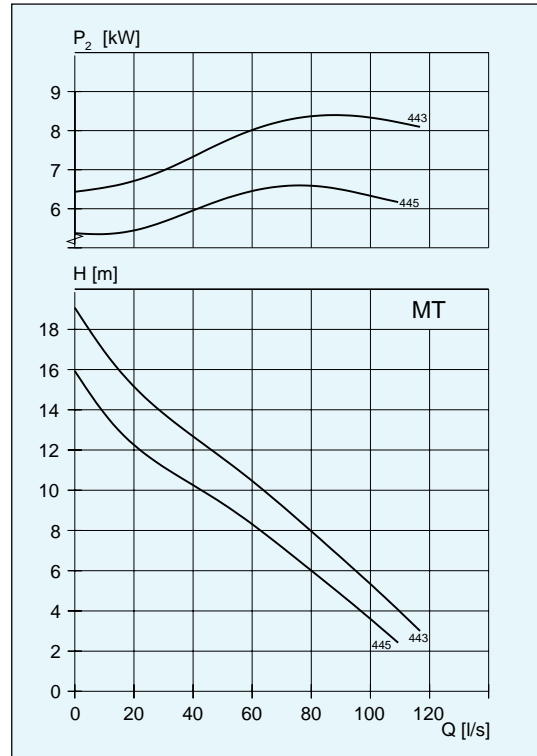


N 3140



Weight, kg	NP	NS
MT	252	281

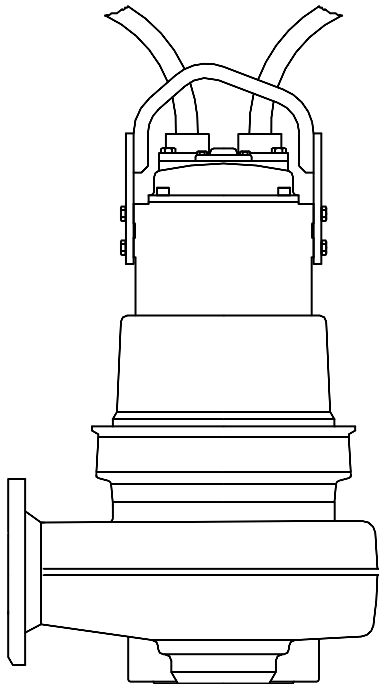
NP/NS



Impeller code	No. of vanes	Outlet dia mm NP vers.	Motor rating kW		rpm	Available versions
			P_1	P_2		
• 443	2	150	10.7	9.0	1455	NPNS
• 445	2	150	10.7	9.0	1455	NPNS

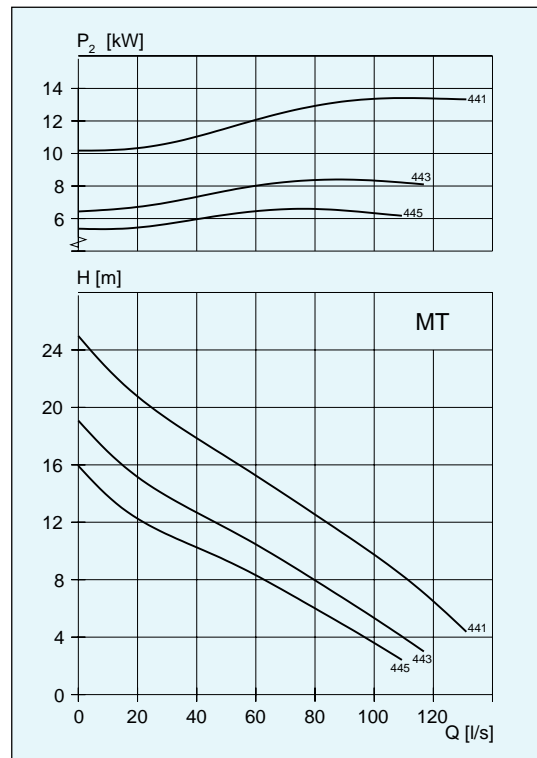
• Can be equipped with flush valve

N 3152



Weight, kg	NP	NS	NT	NZ
MT	279	320	348	348

NP/NS/NT/NZ



Impeller code	No. of vanes	Outlet dia mm NP vers.	Motor rating kW		rpm	Available versions
			P_1	P_2		
• 441	2	150	15.8	13.5	1450	NPNS/NT/NZ
• W443	2	150	15.8	13.5	1450	NPNS/NT/NZ
• 443	2	150	10.7	9.0	1455	NPNS/NT/NZ
• W445	2	150	15.8	13.5	1450	NPNS/NT/NZ
• 445	2	150	10.7	9.0	1455	NPNS/NT/NZ