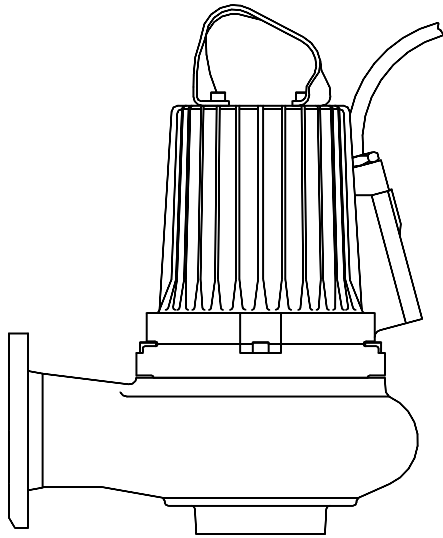
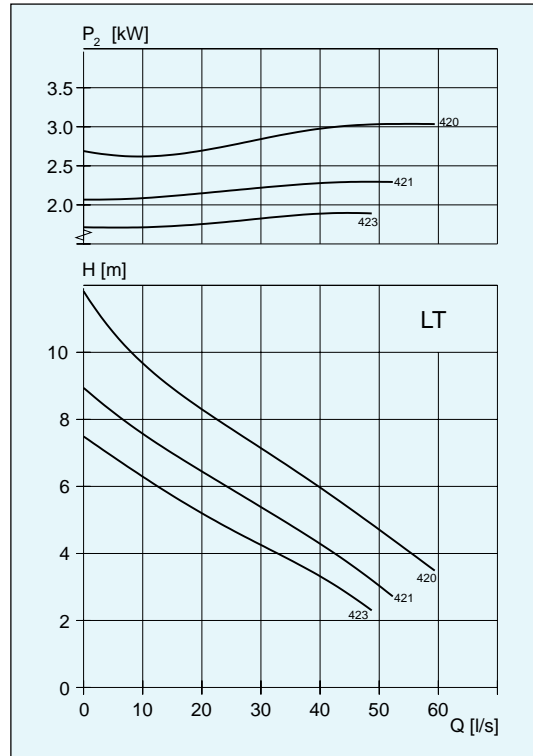


# N 3102



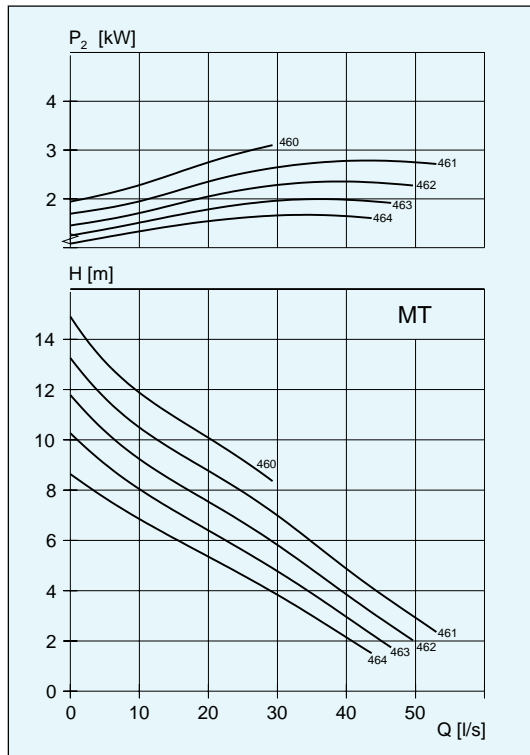
| Weight, kg | NP  | NS  | NT  | NZ  |
|------------|-----|-----|-----|-----|
| LT         | 120 | 138 | 166 | 209 |
| MT         | 107 | 116 | 154 | 191 |

# NP/NS/NT/NZ



| Impeller code | No. of vanes | Outlet dia mm NP vers. | Motor rating kW |                | rpm  | Available versions |
|---------------|--------------|------------------------|-----------------|----------------|------|--------------------|
|               |              |                        | P <sub>1</sub>  | P <sub>2</sub> |      |                    |
| •W420         | 2            | 150                    | 3.8             | 3.1            | 1435 | NPNS               |
| •W421         | 2            | 150                    | 3.8             | 3.1            | 1435 | NPNS               |
| •W423         | 2            | 150                    | 3.8             | 3.1            | 1435 | NPNS               |
| 420           | 2            | 150                    | 2.9             | 2.4            | 1450 | NT/NZ              |
| 421           | 2            | 150                    | 2.9             | 2.4            | 1450 | NT/NZ              |
| 423           | 2            | 150                    | 2.9             | 2.4            | 1450 | NT/NZ              |

# NP/NS/NT/NZ



| Impeller code | No. of vanes | Outlet dia mm NP vers. | Motor rating kW |                | rpm  | Available versions |
|---------------|--------------|------------------------|-----------------|----------------|------|--------------------|
|               |              |                        | P <sub>1</sub>  | P <sub>2</sub> |      |                    |
| •W460         | 2            | 150                    | 3.8             | 3.1            | 1435 | NPNS               |
| •W461         | 2            | 150                    | 3.8             | 3.1            | 1435 | NPNS               |
| •W462         | 2            | 150                    | 3.8             | 3.1            | 1435 | NPNS               |
| •W463         | 2            | 150                    | 3.8             | 3.1            | 1435 | NPNS               |
| •W464         | 2            | 150                    | 3.8             | 3.1            | 1435 | NPNS               |
| 460           | 2            | 150                    | 2.9             | 2.4            | 1450 | NT/NZ              |
| 461           | 2            | 150                    | 2.9             | 2.4            | 1450 | NT/NZ              |
| 462           | 2            | 150                    | 2.9             | 2.4            | 1450 | NT/NZ              |
| 463           | 2            | 150                    | 2.9             | 2.4            | 1450 | NT/NZ              |
| 464           | 2            | 150                    | 2.9             | 2.4            | 1450 | NT/NZ              |

- Can be equipped with flush valve