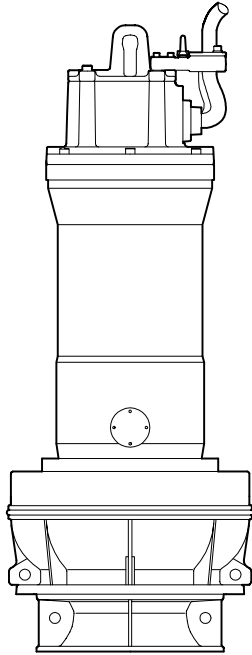
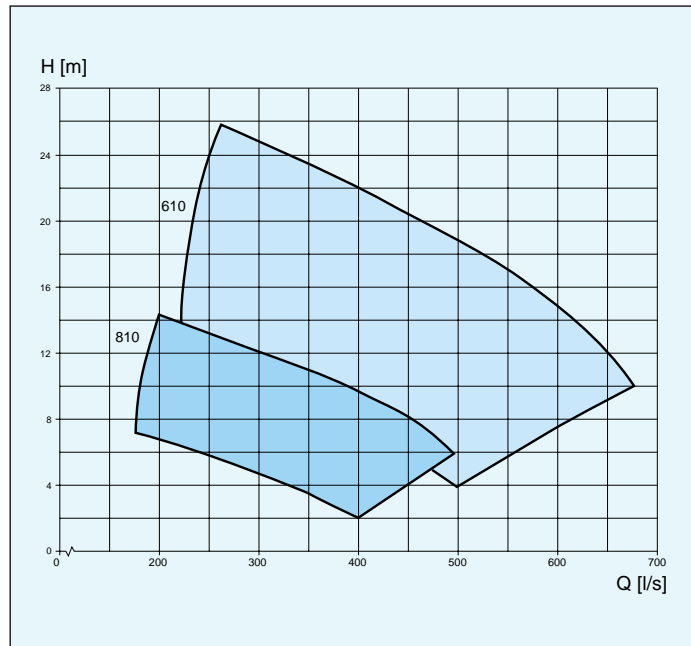


L 3356



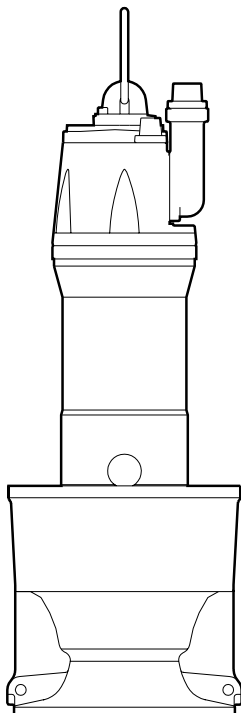
LL



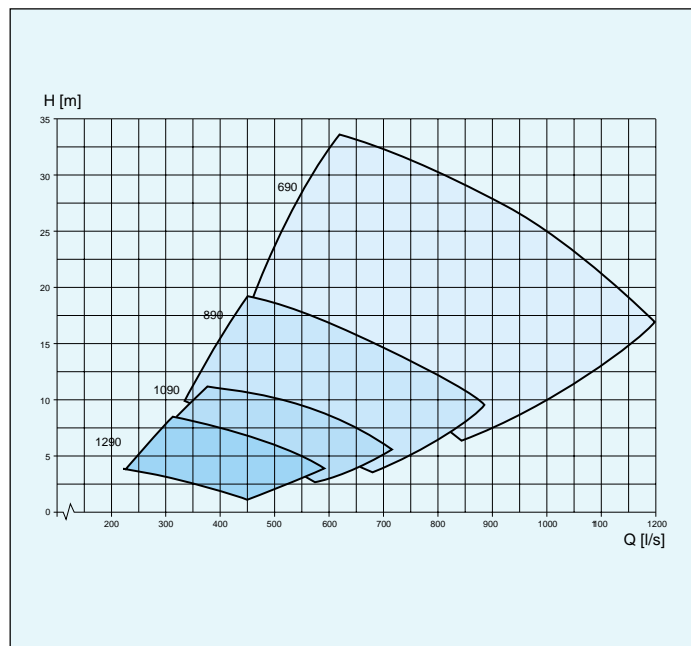
Pump type	L
Weight, kg	1040-1900

Impeller code	Overall dia mm diffuser ring	Motor rating, kW		rpm
		P ₁	P ₂	
610	∅ 785	64-173	58-160	990
810	∅ 785	51-61	45-55	740

L 3400



LL



Pump type	L
Weight, kg	1650-3350

Impeller code	Overall dia mm diffuser ring	Motor rating, kW		rpm
		P ₁	P ₂	
690	∅ 860	213-359	200-340	990
890	∅ 860	100-155	90-140	735
1090	∅ 860	44-79	40-70	585
1290	∅ 860	34-51	30-45	490