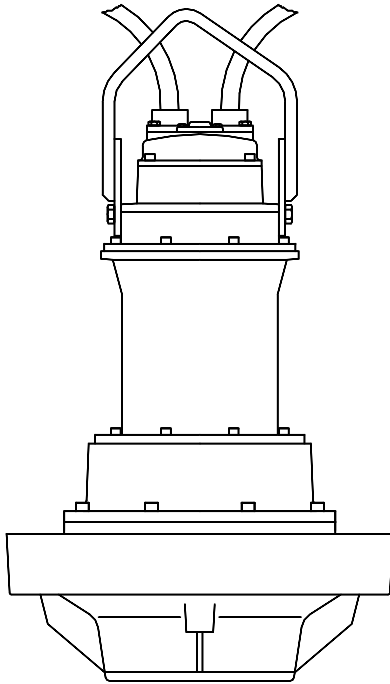
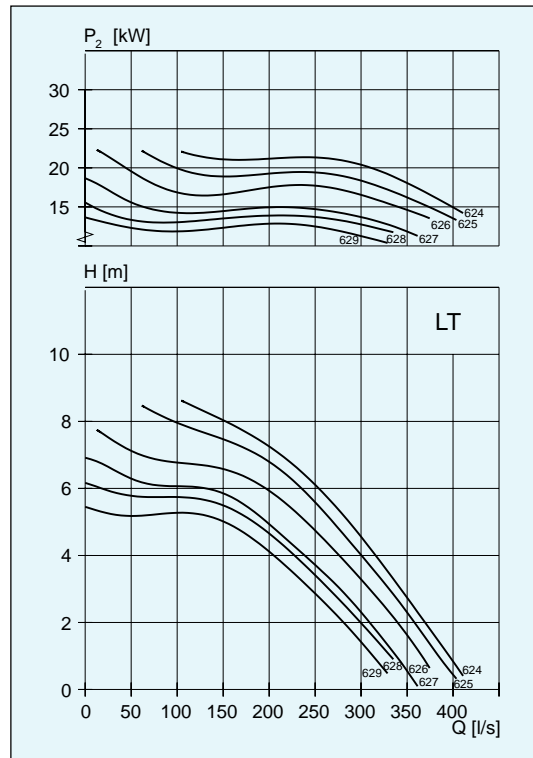


L 3201



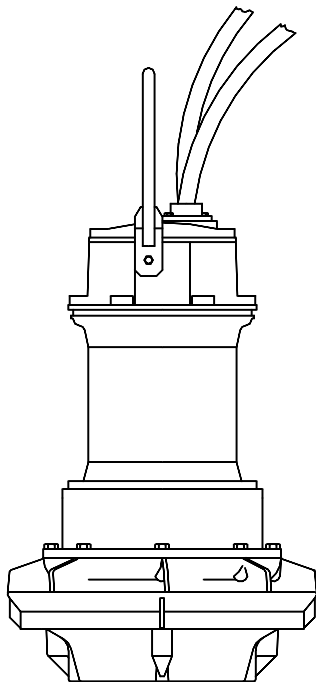
Pump type	L
Weight, kg	450

L



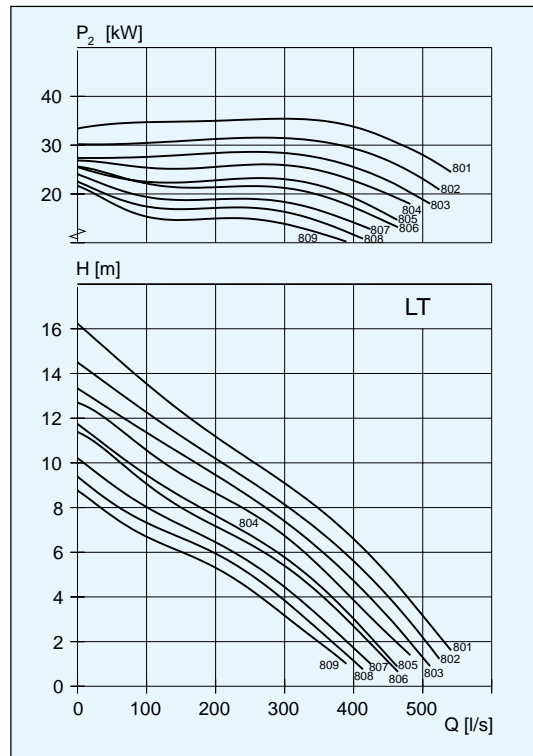
Impeller code	Overall dia mm diffuser ring	Motor rating, kW		rpm
		P ₁	P ₂	
W624	∅ 720	25	22	970
W625	∅ 720	25	22	970
W626	∅ 720	25	22	970
W627	∅ 720	25	22	970
W628	∅ 720	25	22	970
W629	∅ 720	25	22	970

L 3300



Pump type	L
Weight, kg	750

L



Impeller code	Overall dia mm diffuser ring	Motor rating, kW		rpm
		P ₁	P ₂	
801-809	∅ 780	37	37	730
804-809	∅ 780	31	27	730