



Flygt Submersible Pumps

AVAILABLE FOR RENTAL AND SALE



www.motralec.com / service-commercial@motralec.com / 01.39.97.65.10

Flygt 2600 Series



Built for reliability

You need your pump to keep pumping, in all environments and in all situations. We know what you need and here are some features that experience tells us you're going to like.

- H Sealed off terminal board**
Protecting the pump from consequential damage.
- I Strainer bottom with shock absorbers**
Rubber shock absorbers provide impact protection. Strainer holes prevent obstruction due to large debris while the strainer bottom offers an easy-to-grip design with less risk of a drop.
- J Flygt SUBCAB®**
Superior mechanical strength for dependable long-term sealing in the cable entry.

Service with a smile

You want to spend as little time as possible servicing your pumps. Thanks to easy impeller adjustment and few parts, the Flygt 2600 series brings a high level of simplicity to service. Once you know one pump in the series you'll know them all.

- K Single impeller-adjustment screw**
Fast and easy impeller-adjustment restores clearances to near-original condition, thereby increasing pump performance.
- L Plug-in™ seal with aluminum housing**
The unique aluminum one-piece Plug-in™ seal provides a perfect fit and fast, simple replacement. It features Active Seal™ for zero leakage into the stator housing, and uses superior quality seal ring materials.
- M Inspection cover**
No need to loosen the top from the stator with fast access to the junction box.
- N External inspection and oil plugs**
Quick service check, less downtime, no unnecessary disassembly.



Air valve



External inspection



Spin-Out™

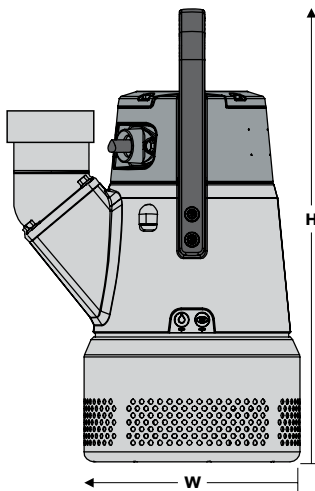


Aluminium Plug-In™ Seal

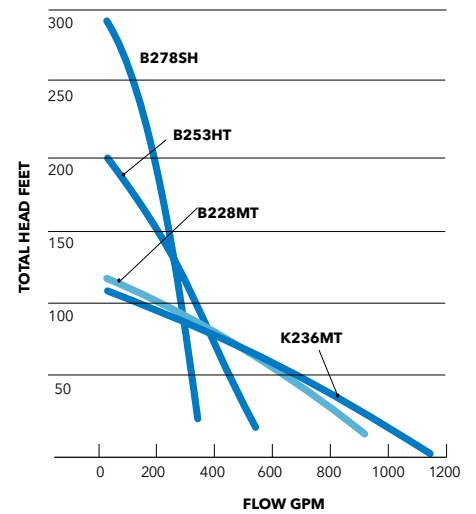


Single adjustment screw

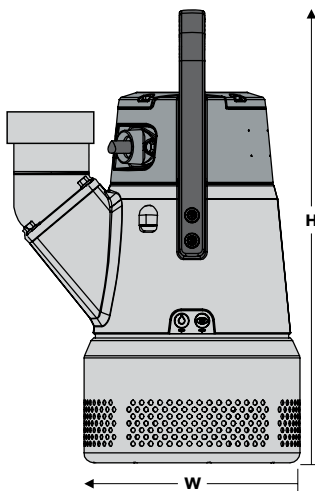
BS/KS 2860



Model number: 2860.180
 Motor rating: 15 HP@3465 RPM
 Voltage (3 ϕ): 208V 230V 460V 575V
 Full load amps: 39A 35A 18A 14A
 Versions: 3" High head
 Imp. Code B253 (HT), B278 (SH)
 4" & 6" Standard
 Imp. Code B228 (MT), K236 (MT)
 Hose connection: Male NPT
 Pump dimensions: 16³/₄" W(max.) x 35" (38¹/₂" SH) H(max.)
 Max. weight (lbs.): 201 (234 SH)
 Description: Aluminum and stainless steel construction; extra wear resistant closed impellers, rests on bottom strainer.
 Options: Warm liquid 70°C version available.



BS 2870



Model number: 2870.180
 Motor rating: 27 HP@3490 RPM
 Voltage (3 ϕ): 230V 460V 575V
 Full load amps: 61A 31A 25A
 Versions: 4" High head
 Imp. Code 253
 6" Standard
 Imp. Code 228
 Hose connection: Male NPT
 Pump dimensions: 20" W (max.) x 39" H (max.)
 Max. weight (lbs.): 339
 Description: Aluminum and stainless steel construction; extra wear resistant closed impellers; rests on bottom strainer.
 Options: Warm liquid 70°C version available.

