



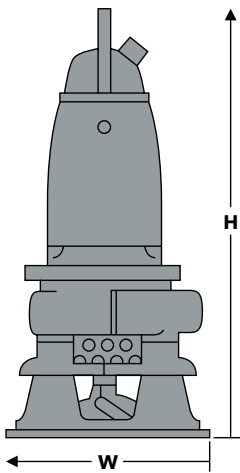
# Flygt Submersible Pumps

AVAILABLE FOR RENTAL AND SALE

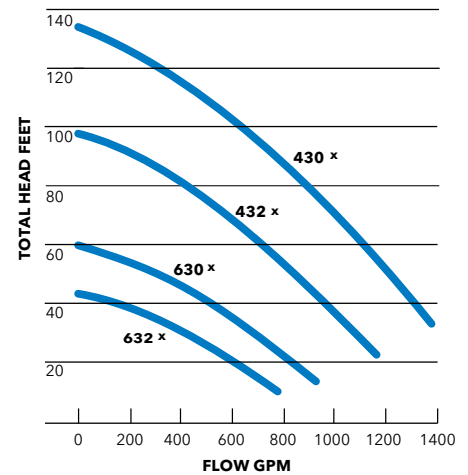


[www.motralec.com](http://www.motralec.com) / [service-commercial@motralec.com](mailto:service-commercial@motralec.com) / 01.39.97.65.10

## HS 5100.300

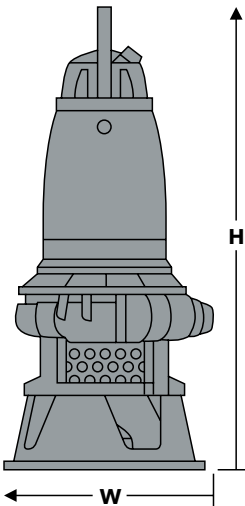


Model number: 5100.300  
 Motor rating: 45HP@1170 RPM  
 70HP@1775 RPM  
 Voltage (3 $\phi$ ): 460V 575V  
 Full load amps: 55/72/80A 44/58/63A  
 Versions: 4" Standard  
 Imp. Code 430, 432  
 4" High volume  
 Imp. Code 630, 632  
 Discharge conn: 4" Victaulic  
 Pump dimensions: 23 1/2" W (max.),  
 57 3/4" H (max.)  
 Max. weight (lbs.): 1095  
 Description: Cast iron construction with high  
 chrome volute; high chrome  
 multi-vane closed impeller; rests  
 on stand.  
 Options: Agitator;  
 Explosion proof (FM approved)  
 variant 5100.310

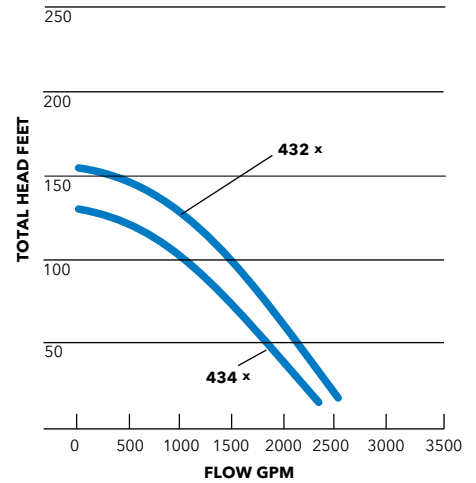


\* Optional Agitator Version

## HS 5150.300

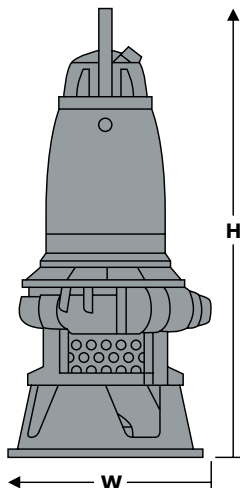


Model number: 5150.300  
 Motor rating: 60HP@1775 RPM  
 Voltage (3 $\phi$ ): 460V 575V  
 Full load amps: 68/80A 55/63A  
 Versions: 6" Standard  
 Imp. Code 432, 434  
 Discharge conn: 6" Victaulic  
 Pump dimensions: 34 1/2" W (max.),  
 65 1/4" H (max.)  
 Max. weight (lbs.): 1465  
 Description: Cast iron construction with high  
 chrome volute; high chrome  
 multi-vane closed impeller; rests  
 on stand.  
 Options: Agitator;  
 Explosion proof (FM approved)  
 variant 5150.310

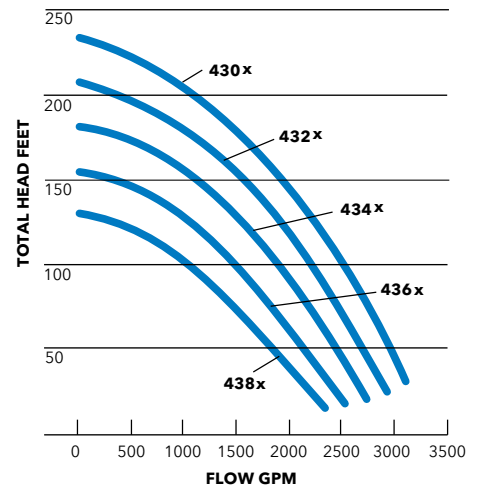


\* Optional Agitator Version

## HS 5150.350



Model number: 5150.350  
 Motor rating: 85HP@1775 RPM  
 Voltage (3 $\phi$ ): 460V 575V  
 Full load amps: 101/125A 80/101A  
 Versions: 6" Standard  
 Imp. Code 430, 432, 434,  
 436, 438  
 Discharge conn: 6" Victaulic  
 Pump dimensions: 34 1/2" W (max.),  
 70 1/4" H (max.)  
 Max. weight (lbs.): 2005  
 Description: Cast iron construction with high  
 chrome volute; high chrome  
 multi-vane closed impeller; rests  
 on stand.  
 Options: Agitator;  
 Explosion proof (FM approved)  
 variant 5150.360



\* Optional Agitator Version