



Flygt Submersible Pumps

AVAILABLE FOR RENTAL AND SALE

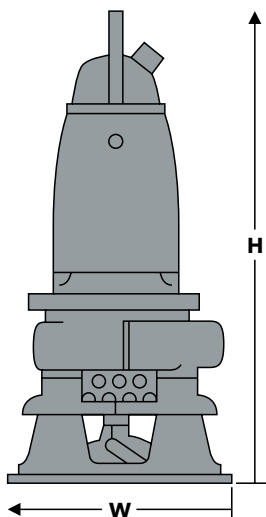


www.motralec.com / service-commercial@motralec.com / 01.39.97.65.10

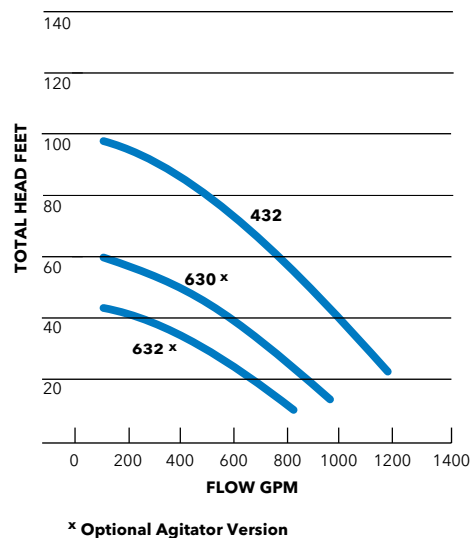
5000 Series Heavy-Duty Slurry Pumps

HS 5100/5500 series pumps will easily handle extremely abrasive slurries containing sand, gravel, grit or ash, without damage. Both the impeller and pump casing are made of high chrome alloyed cast iron, for maximum abrasion resistance. The HS 5100 series pumps use a one-piece pump casing, while the HS 5500 series have a replaceable liner of high chrome alloyed cast iron. Heavy-duty mechanical seals are protected by a unique expeller and pressure isolation chamber. The optional agitator, when attached to the shaft, resuspends particles around the pump inlet.

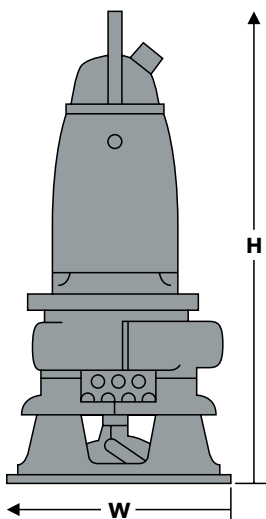
HS 5100.211



Model number: 5100.211
 Motor rating: 15 HP@1150 RPM
 20 HP@1755 RPM
 Voltage (3 ϕ): 230V
 Full load amps: 46/52A
 460V 575V
 22/26A 17/21A
 Versions: 4" Std., Imp.
 4" High vol., Imp.
 Discharge conn: 4" Victaulic
 Pump dimensions: 23 1/2" W (max.),
 45 1/4" H (max.)
 Max. weight (lbs.): 555
 Description: Cast iron construction with high chrome volute; high chrome multi-vane closed impeller; rests on stand.
 Options: Agitator;
 Explosion proof (FM approved) variant 5100.221



HS 5100.251



Model number: 5100.251
 Motor rating: 25 HP@1160 RPM
 34 HP@1760 RPM
 Voltage (3 ϕ): 230V
 Full load amps: 64/81A
 460V 575V
 32/40A 25/32A
 Versions: 4" Std., Imp.
 4" High vol., Imp.
 Discharge conn: 4" Victaulic
 Pump dimensions: 23 1/2" W (max.),
 50 1/4" H (max.)
 Max. weight (lbs.): 710
 Description: Cast iron construction with high chrome volute; high chrome multi-vane closed impeller; rests on stand.
 Options: Agitator;
 Explosion proof (FM approved) variant 5100.261

