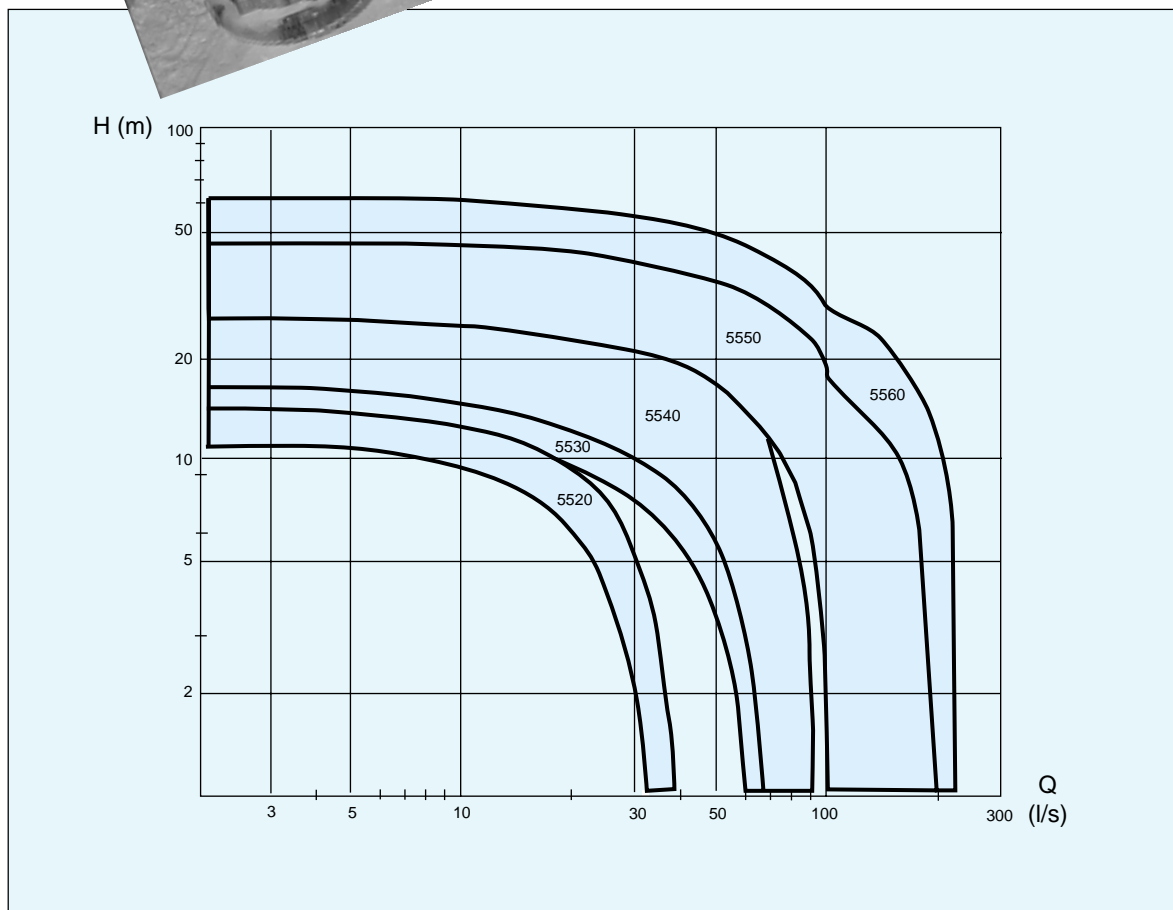



H-PUMPS • 50 Hz

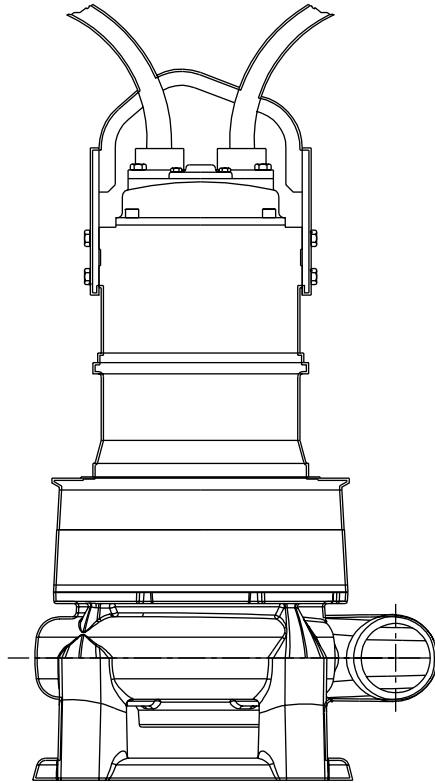
HIGH CHROME AND POLYURETHANE



Heavy duty three channel impeller manufactured from high chrome or polyurethane.



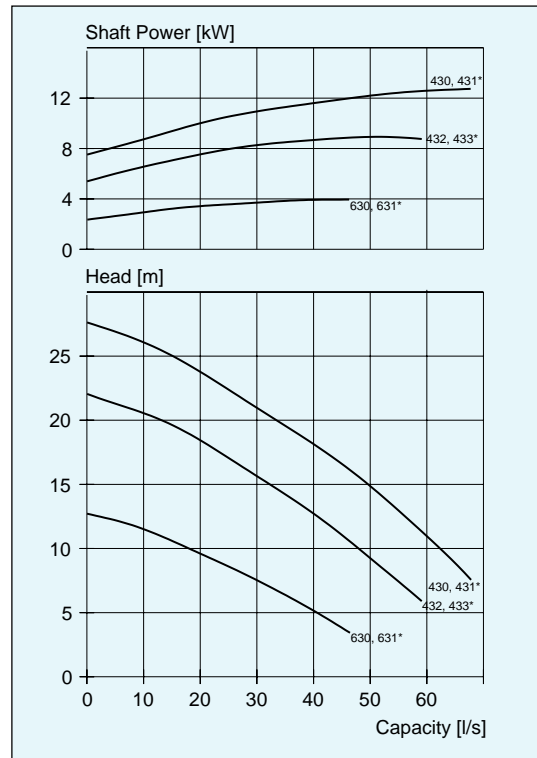
H 5100



Pump type	HS
Weight, kg HC	260

HC = High chrome

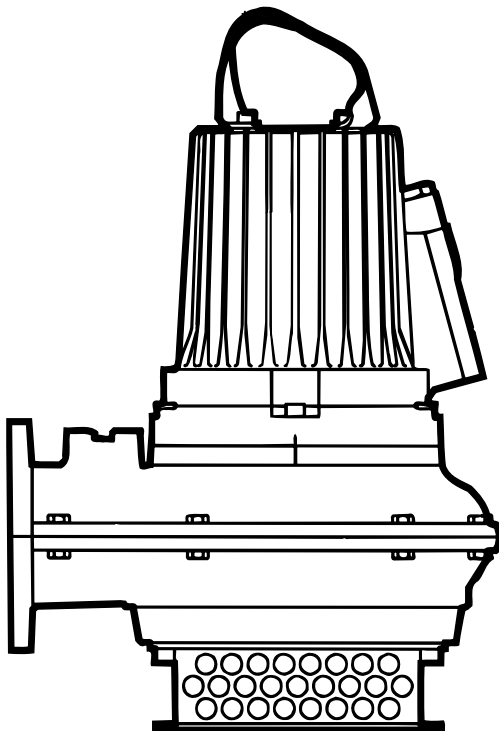
HS



Impeller code	No. of channels	Outlet dia mm	Through-let, mm	Rated power kW		rpm	Available versions
				P ₁	P ₂		
630 HC	3	∅100	40	10.5	8.8	970	HS
631 HC*	3	∅100	40	10.5	8.8	970	HS
430 HC	3	∅100	40	15.7	13.5	1450	HS
431 HC*	3	∅100	40	15.7	13.5	1450	HS
432 HC	3	∅100	40	15.7	13.5	1450	HS
433 HC*	3	∅100	40	15.7	13.5	1450	HS

* With agitator

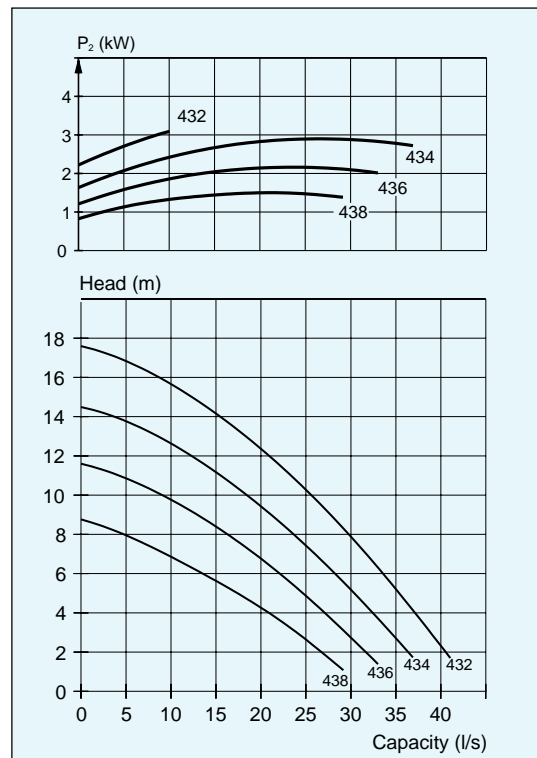
H 5520



Pump type	HP	HS	HT	HZ
Weight, kg HC	122	171	161	122

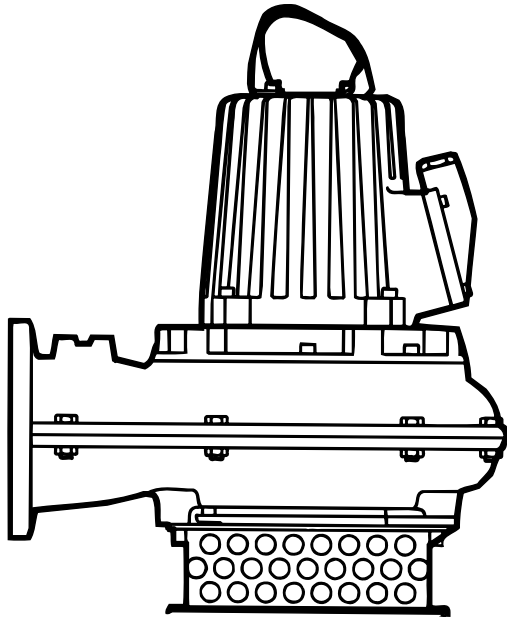
HC = High chrome

HP/HS/HT/HZ



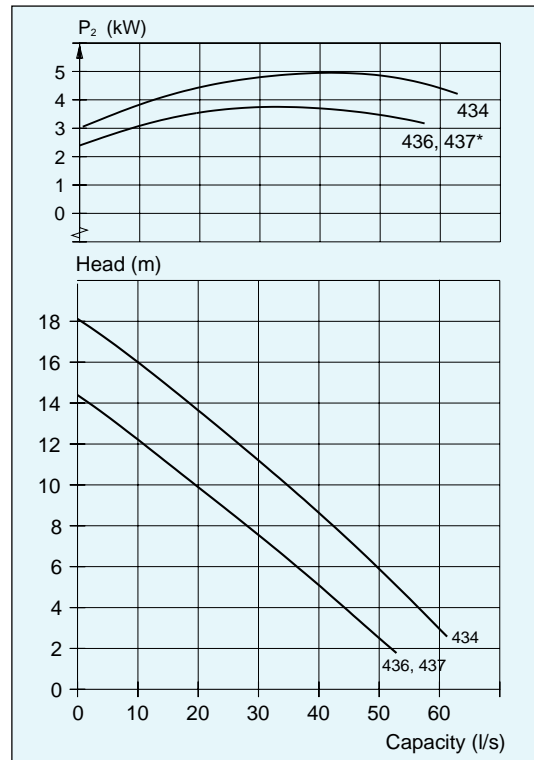
Impeller code	No. of channels	Outlet dia mm	Through-let, mm	Rated power kW		rpm	Available versions
				P ₁	P ₂		
432 HC	3	∅100	30	3.8	3.1	1440	HP/HS/HT/HZ
434 HC	3	∅100	30	3.8	3.1	1440	HP/HS/HT/HZ
436 HC	3	∅100	30	3.8	3.1	1440	HP/HS/HT/HZ
438 HC	3	∅100	30	3.8	3.1	1440	HP/HS/HT/HZ

H 5530



Pump type	HP	HS
Weight, kg HC	203	309

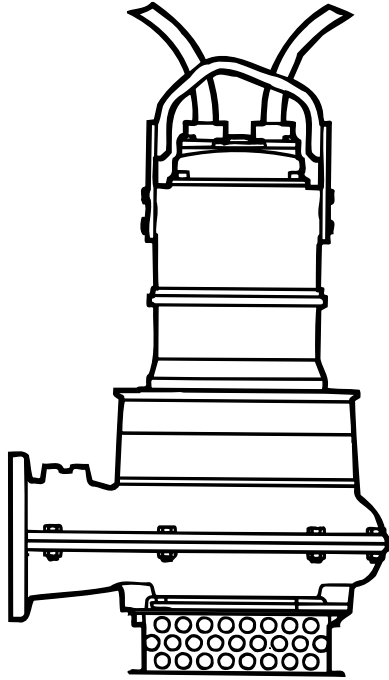
HP/HS



Impeller code	No. of channels	Outlet dia mm	Through-let, mm	Rated power kW		rpm	Available versions
				P ₁	P ₂		
434HC	3	∅ 150	40	7.0	5.9	1450	HPHS
436HC	3	∅ 150	40	7.0	5.9	1450	HPHS
437HC*	3	∅ 150	40	7.0	5.9	1450	HPHS

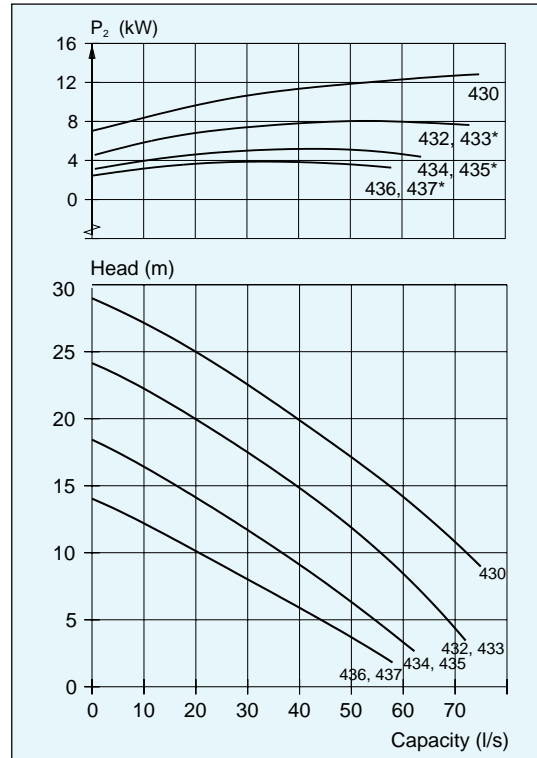
*with agitator

H 5540



Pump type	HP	HS	HT	HZ
Weight, kg HC	298	404	384	298

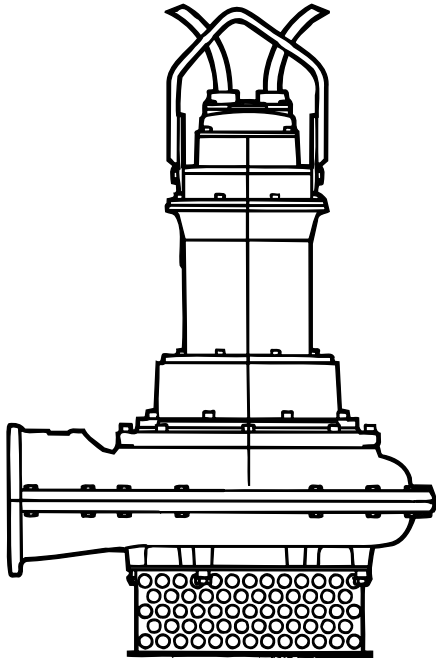
HP/HS/HT/HZ



Impeller code	No. of channels	Outlet dia mm	Through-let, mm	Rated power kW		rpm	Available versions
				P ₁	P ₂		
430 HC	3	∅ 150	40	15.7	13.5	1450	HP/HS/HT/HZ
432 HC	3	∅ 150	40	15.7	13.5	1450	HP/HS/HT/HZ
433 HC*	3	∅ 150	40	15.7	13.5	1450	HP/HS/HT/HZ
434 HC	3	∅ 150	40	15.7	13.5	1450	HP/HS/HT/HZ
435 HC*	3	∅ 150	40	15.7	13.5	1450	HP/HS/HT/HZ
436 HC	3	∅ 150	40	15.7	13.5	1450	HP/HS/HT/HZ
437 HC*	3	∅ 150	40	15.7	13.5	1450	HP/HS/HT/HZ

*with agitator

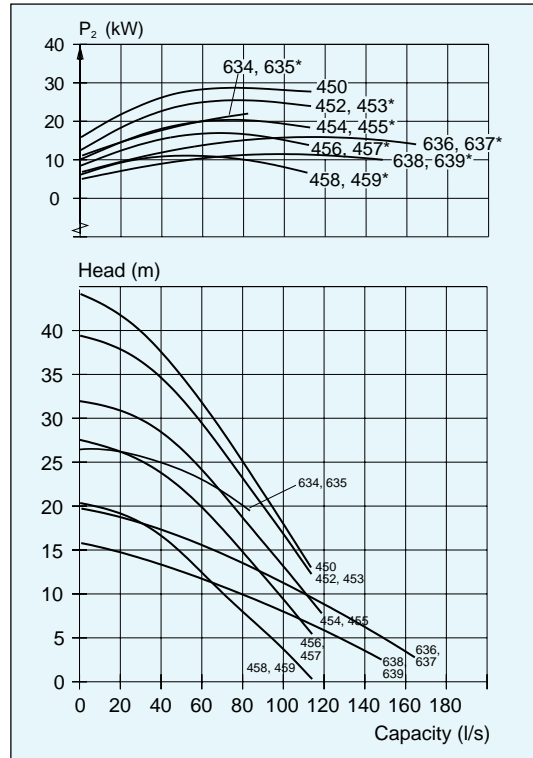
H 5550



Pump type	HP	HS	HT	HZ
Weight, kg HC	640	836	796	640


* With agitator, extra powerdraw;
 0.7 kW (451)
 4.0 kW (453, 455, 457, 459)
 0.4 kW (5560-631, 5550-635)
 1.1 kW (5560-633, -635, -637, -639, -643, -645, -647, -649, 5550-637, -639)

HP/HS/HT/HZ



Impeller code	No. of channels	Outlet dia mm	Through-let, mm	Rated power kW		rpm	Available versions
				P ₁	P ₂		
634 HC	3	∅ 200	60	25	22	966	HPHSHT/HZ
635 HC*	3	∅ 200	60	25	22	966	HPHSHT/HZ
636 HC	3	∅ 200	60	25	22	966	HPHSHT/HZ
637 HC*	3	∅ 200	60	25	22	966	HPHSHT/HZ
638 HC	3	∅ 200	60	25	22	966	HPHSHT/HZ
639 HC*	3	∅ 200	60	25	22	966	HPHSHT/HZ
450 HC	3	∅ 200	40	34	30	1455	HPHSHT/HZ
452 HC	3	∅ 200	40	34	30	1455	HPHSHT/HZ
453 HC*	3	∅ 200	40	34	30	1455	HPHSHT/HZ
454 HC	3	∅ 200	40	34	30	1455	HPHSHT/HZ
455 HC*	3	∅ 200	40	34	30	1455	HPHSHT/HZ
456 HC	3	∅ 200	40	34	30	1455	HPHSHT/HZ
457 HC*	3	∅ 200	40	34	30	1455	HPHSHT/HZ
458 HC	3	∅ 200	40	34	30	1455	HPHSHT/HZ
459 HC*	3	∅ 200	40	34	30	1455	HPHSHT/HZ

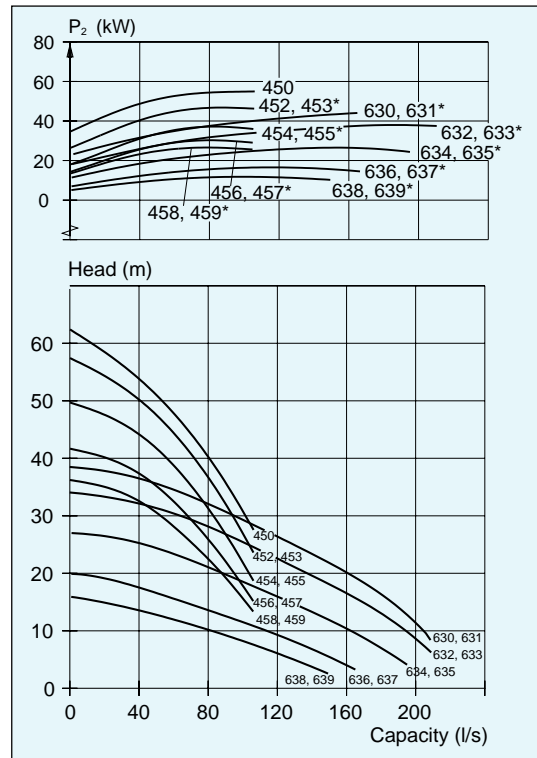
H 5560



Pump type	HP	HS	HT	HZ
Weight, kg HC	962	1158	1118	962

* With agitator, extra powerdraw;
 0.7 kW (451)
 4.0 kW (453, 455, 457, 459)
 0.4 kW (5560-631, 5550-635)
 1.1 kW (5560-633, -635, -637, -639, -643, -645, -647, -649, 5550-637, -639)

HP/HS/HT/HZ



Impeller code	No. of channels	Outlet dia mm	Through-let, mm	Rated power kW		rpm	Available versions
				P ₁	P ₂		
630 HC	3	∅200	60	50	44	970	HP/HS/HT/HZ
631 HC*	3	∅200	60	50	44	970	HP/HS/HT/HZ
632 HC	3	∅200	60	50	44	970	HP/HS/HT/HZ
633 HC*	3	∅200	60	50	44	970	HP/HS/HT/HZ
634 HC	3	∅200	60	50	44	970	HP/HS/HT/HZ
635 HC*	3	∅200	60	50	44	970	HP/HS/HT/HZ
636 HC	3	∅200	60	50	44	970	HP/HS/HT/HZ
637 HC*	3	∅200	60	50	44	970	HP/HS/HT/HZ
638 HC	3	∅200	60	50	44	970	HP/HS/HT/HZ
639 HC*	3	∅200	60	50	44	970	HP/HS/HT/HZ
450 HC	3	∅200	40	60	54	1470	HP/HS/HT/HZ
452 HC	3	∅200	40	60	54	1470	HP/HS/HT/HZ
453 HC*	3	∅200	40	60	54	1470	HP/HS/HT/HZ
454 HC	3	∅200	40	60	54	1470	HP/HS/HT/HZ
455 HC*	3	∅200	40	60	54	1470	HP/HS/HT/HZ
456 HC	3	∅200	40	60	54	1470	HP/HS/HT/HZ
457 HC*	3	∅200	40	60	54	1470	HP/HS/HT/HZ
458 HC	3	∅200	40	60	54	1470	HP/HS/HT/HZ
459 HC*	3	∅200	40	60	54	1470	HP/HS/HT/HZ