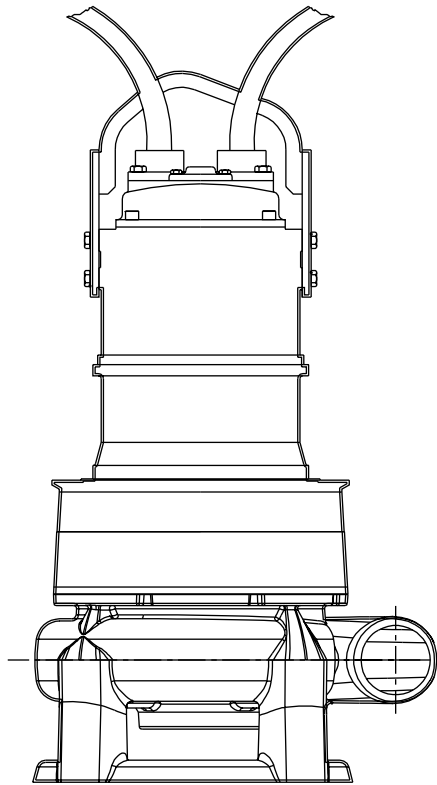


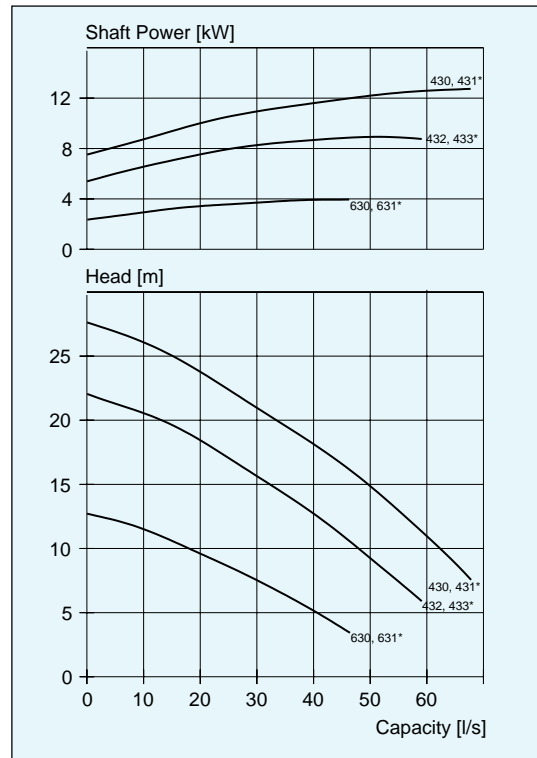
H 5100



Pump type	HS
Weight, kg HC	260

HC = High chrome

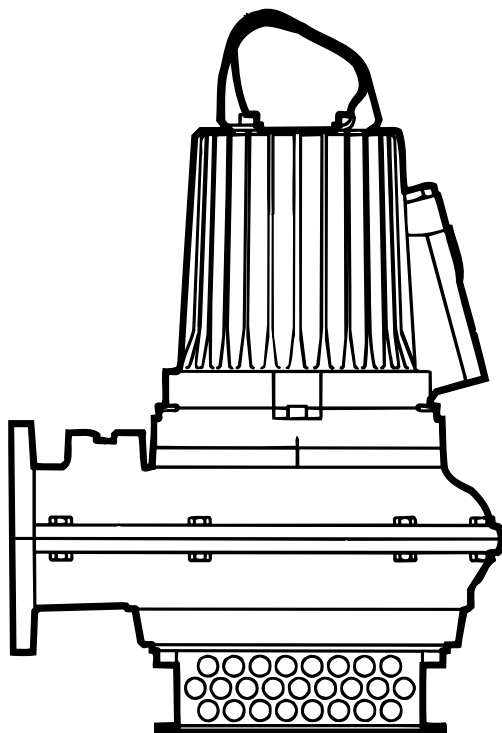
HS



Impeller code	No. of channels	Outlet dia mm	Through-let, mm	Rated power kW		rpm	Available versions
				P ₁	P ₂		
630 HC	3	∅100	40	10.5	8.8	970	HS
631 HC*	3	∅100	40	10.5	8.8	970	HS
430 HC	3	∅100	40	15.7	13.5	1450	HS
431 HC*	3	∅100	40	15.7	13.5	1450	HS
432 HC	3	∅100	40	15.7	13.5	1450	HS
433 HC*	3	∅100	40	15.7	13.5	1450	HS

* With agitator

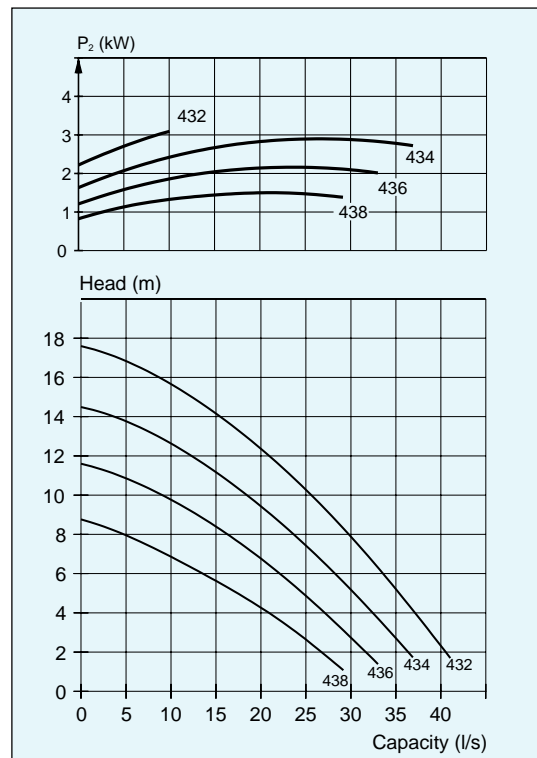
H 5520



Pump type	HP	HS	HT	HZ
Weight, kg HC	122	171	161	122

HC = High chrome

HP/HS/HT/HZ



Impeller code	No. of channels	Outlet dia mm	Through-let, mm	Rated power kW		rpm	Available versions
				P ₁	P ₂		
432 HC	3	∅100	30	3.8	3.1	1440	HP/HS/HT/HZ
434 HC	3	∅100	30	3.8	3.1	1440	HP/HS/HT/HZ
436 HC	3	∅100	30	3.8	3.1	1440	HP/HS/HT/HZ
438 HC	3	∅100	30	3.8	3.1	1440	HP/HS/HT/HZ