



## Technical brochure 50 Hz

Flygt submersible pumps and mixers

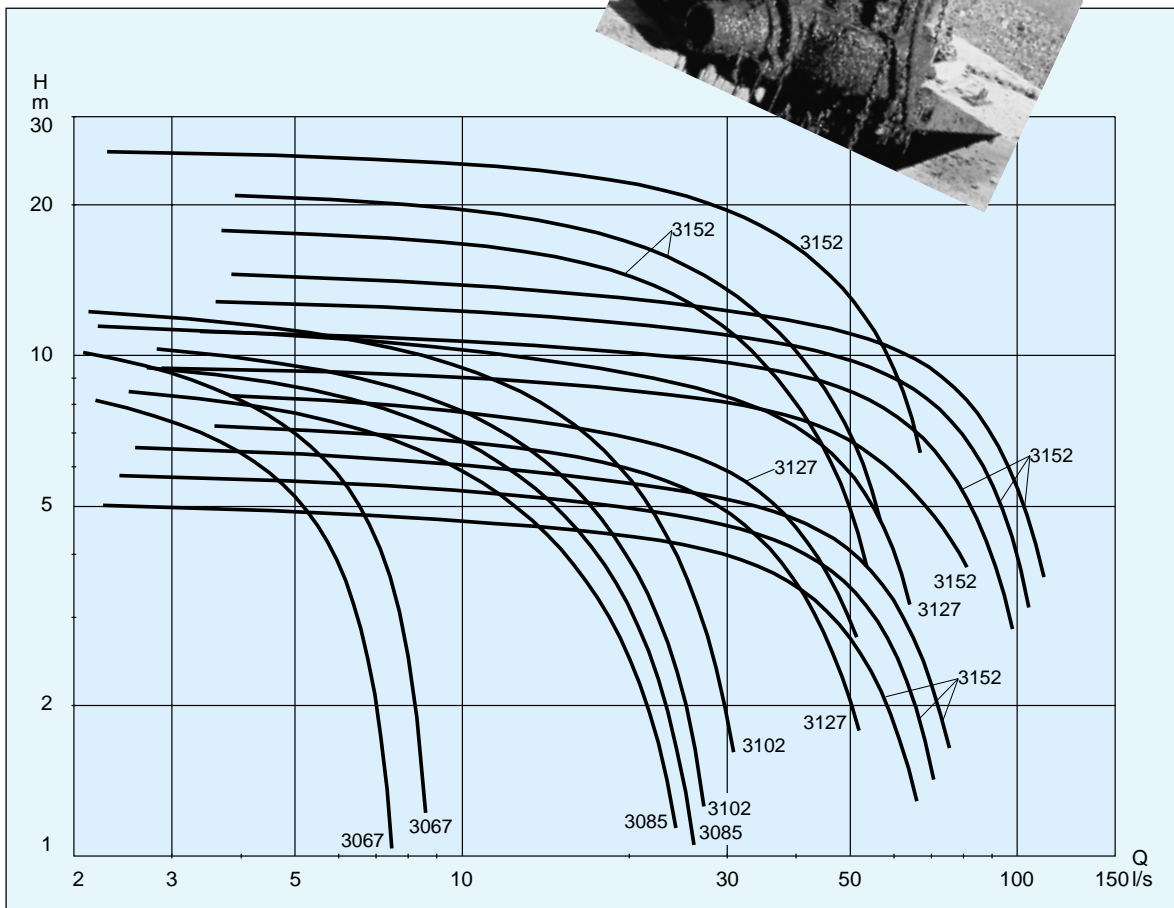



Flygt



**ITT Industries**  
*Engineered for life*

# F-PUMPS • 50 Hz

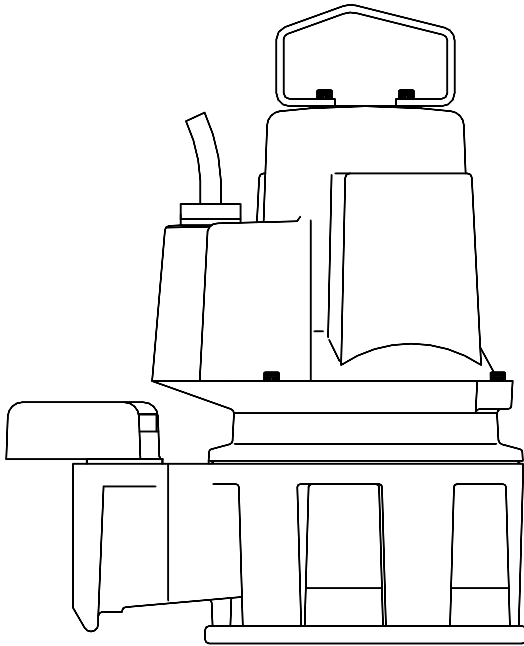


F-pumps have an open impeller in a volute. The impeller is S-shaped and is fitted with a cutter, to enable it to chop up straw and other long-fibrous material. This prevents clogging.



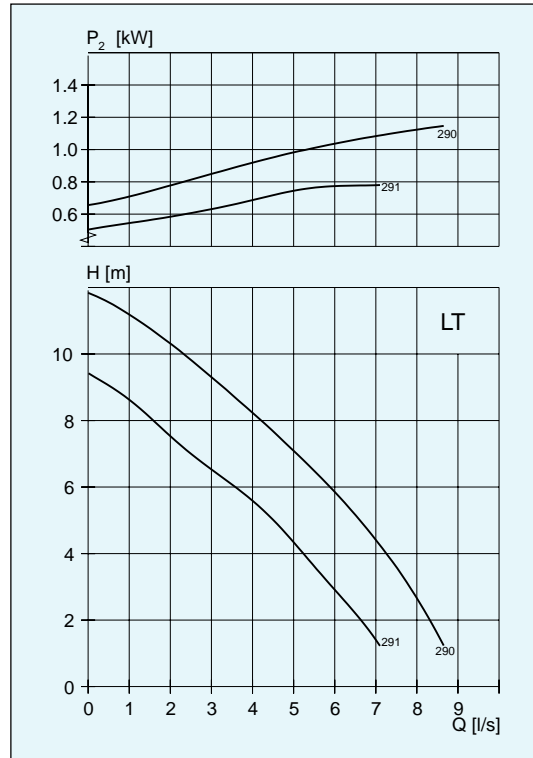
The inlet part of the impeller is screw shaped, which enables the feeding of manure when it is thickest and most difficult to move, into the pump. The cutting plate together with the impeller chop up long-fibrous material before it enters into the pump.

# F 3067



Pump type	FP	FS
Weight, kg	38	38

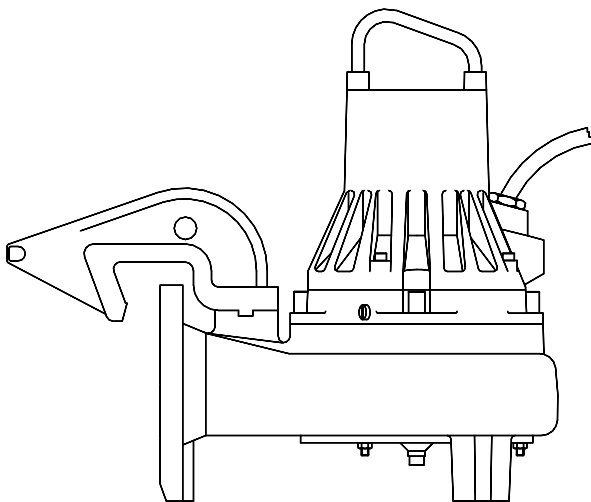
# FP/FS



Impeller code	No. of vanes	Outlet dia mm FP vers.	Motor rating kW		rpm	Available versions
			P <sub>1</sub>	P <sub>2</sub>		
W290	3	50	1.6	1.2	2820	FP/FS
W291	3	50	1.6	1.2	2820	FP/FS
291*	3	50	1.5	1.0	2845	FP/FS

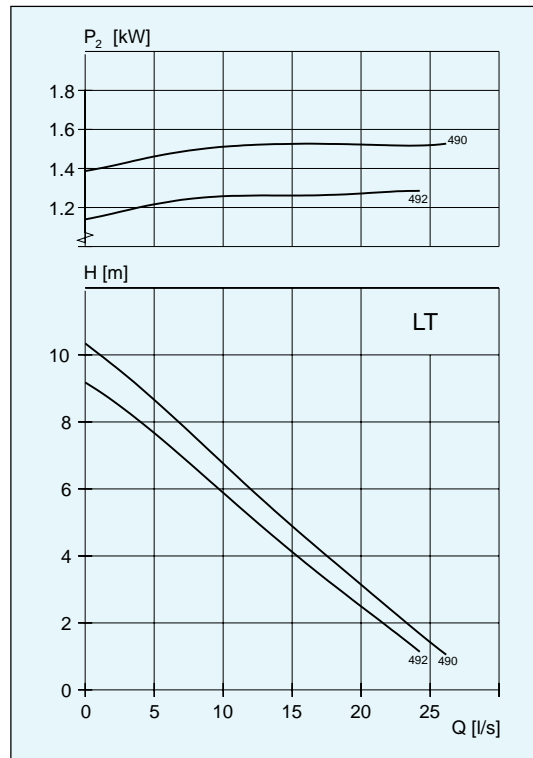
\* Single-phase

# F 3085



Pump type	FP	FS
Weight, kg	85	84

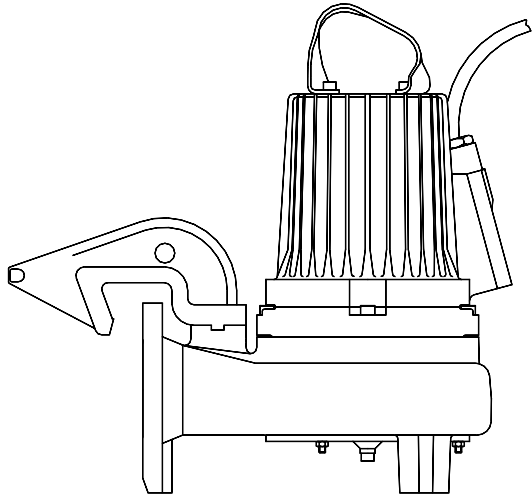
# FP/FS



Impeller code	No. of vanes	Outlet dia mm FP vers.	Motor rating kW		rpm	Available versions
			P <sub>1</sub>	P <sub>2</sub>		
W490	2	100	2.7	2.0	1395	FP/FS
W492	2	100	2.7	2.0	1395	FP/FS
492*	2	100	2.0	1.5	1440	FP/FS

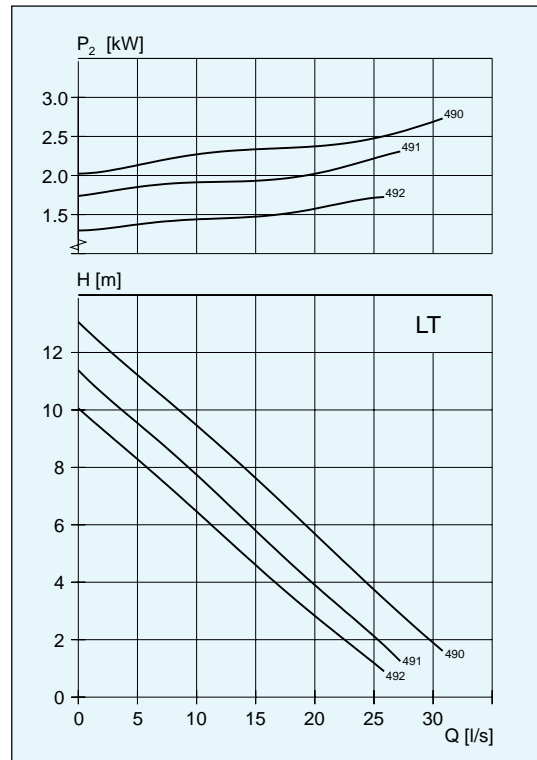
\* Single-phase

# F 3102



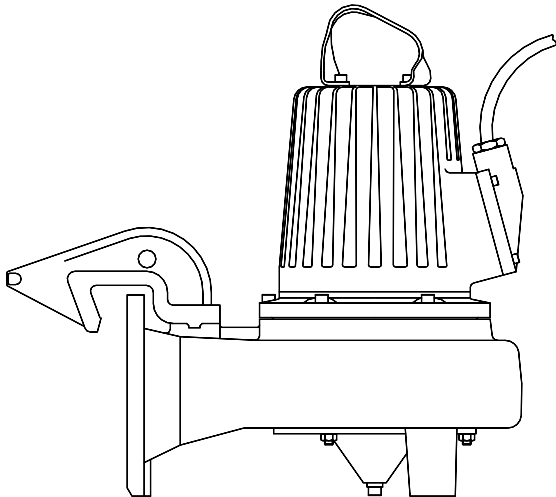
Pump type	FP	FS
Weight, kg	107	105

# FP/FS



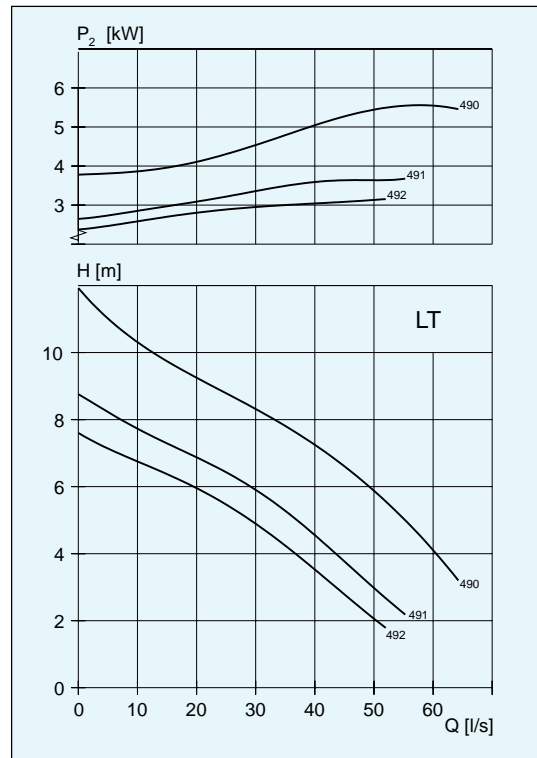
Impeller code	No. of vanes	Outlet dia mm FP vers.	Motor rating kW		rpm	Available versions
			P <sub>1</sub>	P <sub>2</sub>		
W490	2	100	3.8	3.1	1440	FP/FS
W491	2	100	3.8	3.1	1440	FP/FS
W492	2	100	3.8	3.1	1440	FP/FS

# F 3127



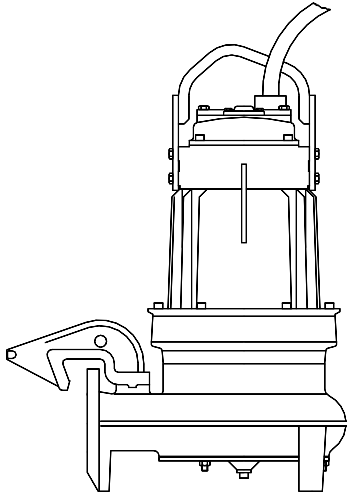
Pump type	FP	FS	FJ
Weight, kg	154	157	162

# FP/FS/FJ

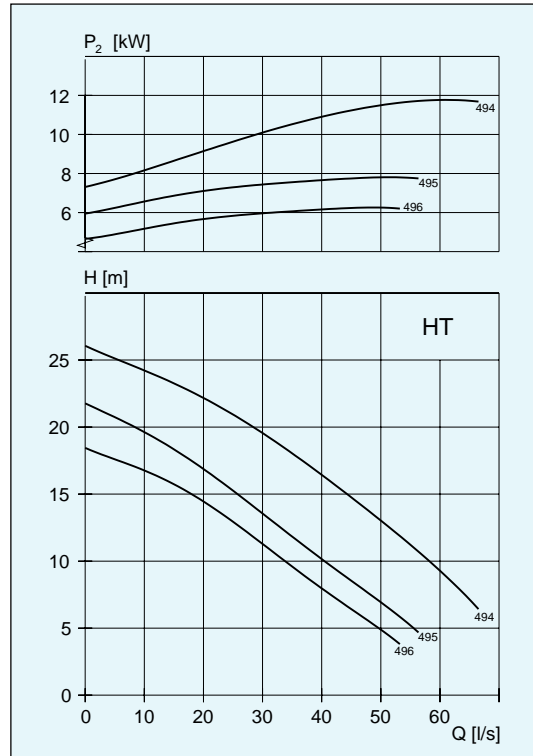


Impeller code	No. of vanes	Outlet dia mm FP vers.	Motor rating kW		rpm	Available versions
			P <sub>1</sub>	P <sub>2</sub>		
W490	2	150	7.0	5.9	1445	FP/FS/FJ
490	2	150	5.7	4.7	1445	FP/FS/FJ
W491	2	150	7.0	5.9	1445	FP/FS/FJ
491	2	150	5.7	4.7	1445	FP/FS/FJ
W492	2	150	7.0	5.9	1445	FP/FS/FJ
492	2	150	5.7	4.7	1445	FP/FS/FJ

# F 3152



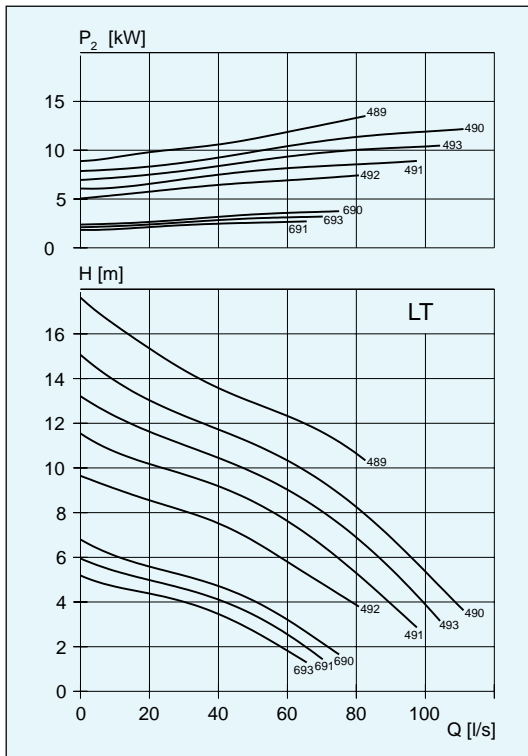
## FP/FS/FJ



Pump type	FP	FS	FJ
Weight, kg	235	234	241

Impeller code	No. of vanes	Outlet dia mm FP vers.	Motor rating kW		rpm	Available versions
			$P_1$	$P_2$		
494	2	100	15.8	13.5	1450	FP/FS/FJ
495	2	100	15.8	13.5	1450	FP/FS/FJ
495	2	100	10.7	9.0	1450	FP/FS/FJ
496	2	100	15.8	13.5	1450	FP/FS/FJ
496	2	100	10.7	9.0	1450	FP/FS/FJ
496	2	100	8.9	7.5	1450	FP/FS/FJ

## FP/FS/FJ



Impeller code	No. of vanes	Outlet dia mm FP vers.	Motor rating kW		rpm	Available versions
			$P_1$	$P_2$		
489	2	150	15.8	13.5	1450	FP/FS/FJ
490	2	150	15.8	13.5	1450	FP/FS/FJ
491	2	150	15.8	13.5	1450	FP/FS/FJ
491	2	150	10.7	9.0	1450	FP/FS/FJ
492	2	150	10.7	9.0	1450	FP/FS/FJ
492	2	150	8.9	7.5	1450	FP/FS/FJ
493	2	150	15.8	13.5	1450	FP/FS/FJ
493	2	150	10.5	8.8	900	FP/FS/FJ
690	2	150	10.5	8.8	900	FP/FS/FJ
691	2	150	10.5	8.8	900	FP/FS/FJ
693	2	150	10.5	8.8	900	FP/FS/FJ