



Flygt Submersible Pumps

AVAILABLE FOR RENTAL AND SALE

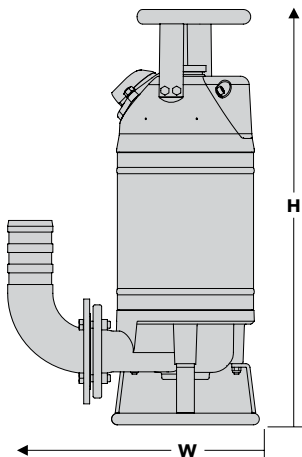
FLYGT
a xylem brand

www.motralec.com / service-commercial@motralec.com / 01.39.97.65.10

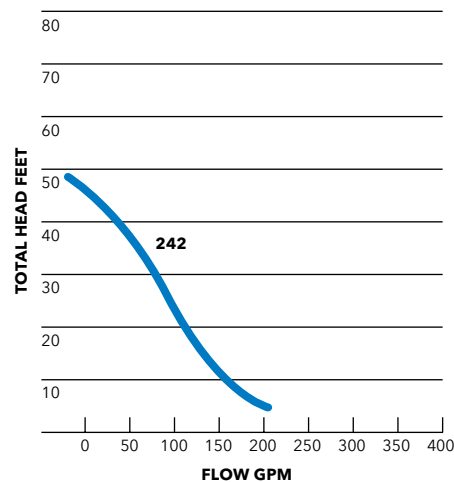
Stainless Steel 2700 Series Sludge Pumps

VORTEX IMPELLERS

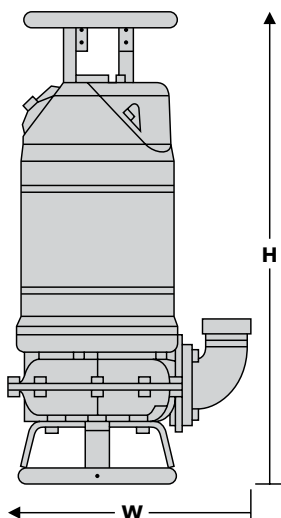
DS 2720 (SS)



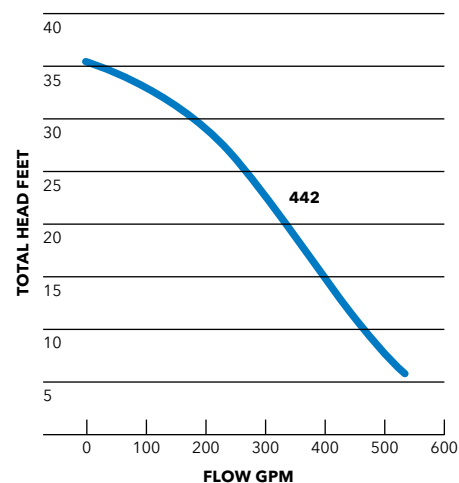
Model number: 2720.280
 Motor rating: 3.1HP@3315RPM
 Voltage (3∅): 230V 460V 575V
 Full load amps: 8.5 4.2 3.4
 Versions: 3" Standard
 Imp. Code 242
 Hose connection: Standard
 Pump dimensions: 16 1/2' W x 28 H
 Max. weight (lbs.): 111
 Description: Stainless steel construction; open impeller; rests on bottom strainer.



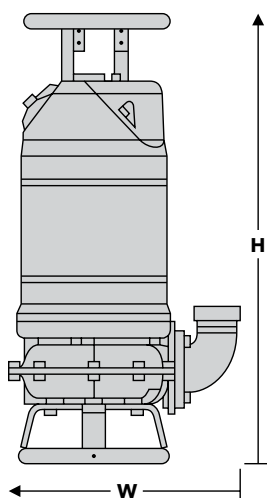
DS 2730 (SS)



Model number: 2730.280
 Motor rating: 6.8HP@1675 RPM
 Voltage (3∅): 230V 460V 575V
 Full load amps: 18A 9A 7.3A
 Versions: 4" Standard
 Imp. Code 442
 Hose connection: Male NPT
 Pump dimensions: 16 1/2" W (max.) x 28 3/8" H (max.)
 Max. weight (lbs.): 209
 Description: Stainless steel construction; vortex impeller; rests on bottom stand.



DS 2740 (SS)



Model number: 2740.280
 Motor rating: 9 HP@3455 RPM
 Voltage (3∅): 230V 460V 575V
 Full load amps: 21A 11A 8.6A
 Versions: 3" High head
 Imp. Code 244
 Hose connection: Male NPT
 Pump dimensions: 16 1/2" W (max.) x 28 3/8" H (max.)
 Max. weight (lbs.): 209
 Description: Stainless steel construction; vortex impeller; rests on bottom stand.

