



# Flygt Submersible Pumps

AVAILABLE FOR RENTAL AND SALE



[www.motralec.com](http://www.motralec.com) / [service-commercial@motralec.com](mailto:service-commercial@motralec.com) / 01.39.97.65.10

# Flygt 2600 Series



## Built for reliability

You need your pump to keep pumping, in all environments and in all situations. We know what you need and here are some features that experience tells us you're going to like.

- H Sealed off terminal board**  
Protecting the pump from consequential damage.
- I Strainer bottom with shock absorbers**  
Rubber shock absorbers provide impact protection. Strainer holes prevent obstruction due to large debris while the strainer bottom offers an easy-to-grip design with less risk of a drop.
- J Flygt SUBCAB®**  
Superior mechanical strength for dependable long-term sealing in the cable entry.

## Service with a smile

You want to spend as little time as possible servicing your pumps. Thanks to easy impeller adjustment and few parts, the Flygt 2600 series brings a high level of simplicity to service. Once you know one pump in the series you'll know them all.

- K Single impeller-adjustment screw**  
Fast and easy impeller-adjustment restores clearances to near-original condition, thereby increasing pump performance.
- L Plug-in™ seal with aluminum housing**  
The unique aluminum one-piece Plug-in™ seal provides a perfect fit and fast, simple replacement. It features Active Seal™ for zero leakage into the stator housing, and uses superior quality seal ring materials.
- M Inspection cover**  
No need to loosen the top from the stator with fast access to the junction box.
- N External inspection and oil plugs**  
Quick service check, less downtime, no unnecessary disassembly.



Air valve



External inspection



Spin-Out™



Aluminium Plug-In™ Seal

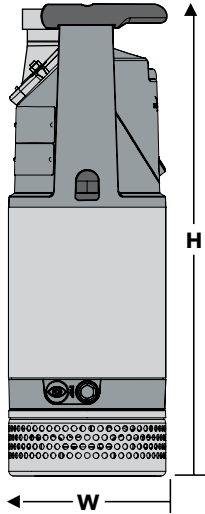


Single adjustment screw

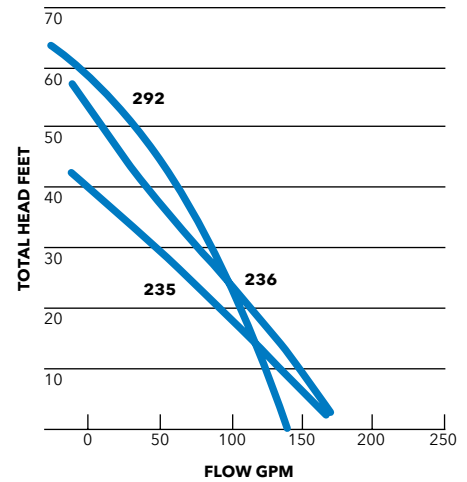
# 2600 Series Dewatering Pumps

These are popular Flygt dewatering pumps, known for job site dependability. Most models have strong, lightweight aluminum and stainless steel body parts and feature hardened impellers with nitrile rubber adjustable wear parts for long life. These tough pumps do not require total submersion, and will operate under snore conditions if necessary. Many are available in MSHA-certified, explosion-proof versions for use in mining or landfill dewatering.

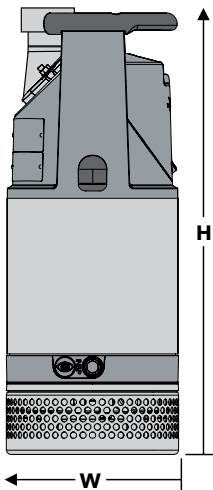
## KS 2610



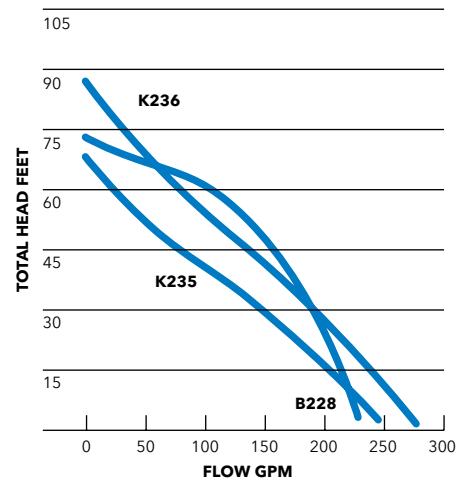
Model number: 2610.172 / 2610.160  
 Motor rating: .172: 1Ø: 1.3HP@3420 RPM  
 .172: 3Ø: 1.9HP@3365 RPM  
 .160: 1Ø: 1.8HP@3475 RPM  
 Voltage (1Ø): 115V 230V  
 Full load amps: 11A/15A 5.6A/7.4A  
 Voltage (3Ø): 230V 460V 575V  
 Full load amps: 5.2A 2.6A 2A  
 Versions: 2" Standard  
 Imp. Code 235, 292 (1Ø): 236 (3Ø)  
 Hose connection: Male NPT  
 Pump dimensions: .172: 7<sup>7</sup>/<sub>8</sub>" W (max.) x 22" H (max.)  
 .160: 7<sup>7</sup>/<sub>8</sub>" W (max.) x 24" H (max.)  
 Max. weight (lbs.): .172: 47 / .160: 55  
 Description: Aluminum and stainless steel construction; open non-clog impeller, rests on bottom strainer.  
 Options: Warm liquid 70°C version available; 2610.082 MSHA approved version.



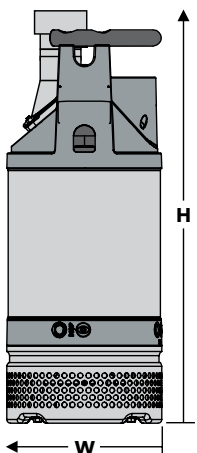
## BS/KS 2620



Model number: 2620.172  
 Motor rating: 1Ø: 2.4HP@3420 RPM  
 3Ø: 3.5HP@3410 RPM  
 Voltage (1Ø): 230V  
 Full load amps: 9.9A  
 Voltage (3Ø): 230V 460V 575V  
 Full load amps: 9.5A 4.7A 3.6A  
 Versions: 3" Standard  
 Imp. Code K235 (1Ø), K236, B228 (3Ø)  
 Hose connection: Male NPT  
 Pump dimensions: 9<sup>1</sup>/<sub>2</sub>" W (max.) x 25" H (max.)  
 Max. weight (lbs.): 66  
 Description: Aluminum and stainless steel construction; open non-clog (K) or extra wear resistant (B) closed impellers, rests on bottom strainer.  
 Options: Warm liquid 70°C version available; 2620.082 MSHA approved version.



## BS/KS 2630



Model number: 2630.181  
 Motor rating: 5.9HP@3490 RPM  
 Voltage (3Ø): 208V 230V 460V 575V  
 Full load amps: 15A 14A 7.1A 5.8A  
 Versions: 3" High head  
 Imp. Code B253  
 4" Standard  
 Imp. Code K236, B228  
 Hose connection: Male NPT  
 Pump dimensions: 11<sup>1</sup>/<sub>4</sub>" W (max.) x 29" H (max.)  
 Max. weight (lbs.): 106  
 Description: Aluminum and stainless steel construction; open non-clog (K) or extra wear resistant (B) closed impellers, rests on bottom strainer.  
 Options: Warm liquid 70°C version available; 2630.081 MSHA approved version.

