



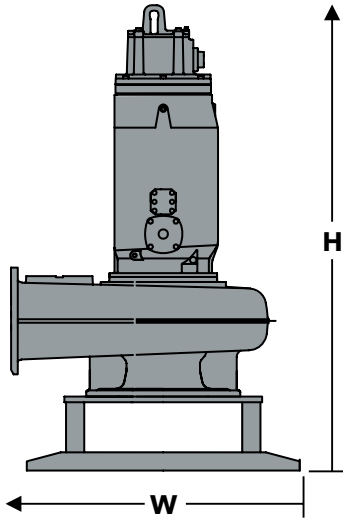
Flygt Submersible Pumps

AVAILABLE FOR RENTAL AND SALE



www.motralec.com / service-commercial@motralec.com / 01.39.97.65.10

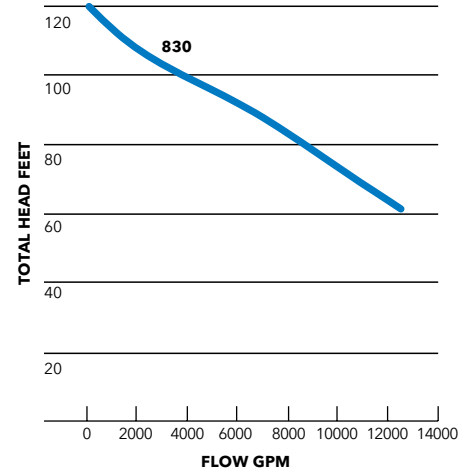
CS 3400



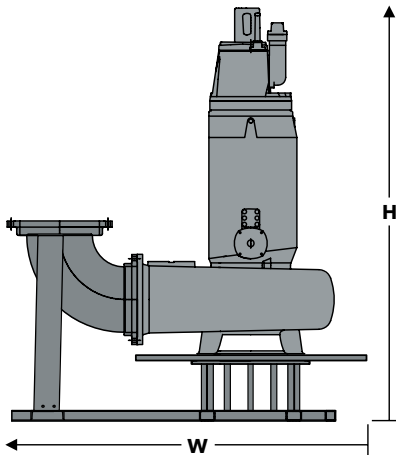
Model number: 3400/805
 Motor Rating: 240HP @ 890 RPM

Voltage: 460V
 Full load amps: 295
 Versions: 16" Standard
 Imp. Code 830
 (510mm trim)

Hose connection: ANSI Flange
 Pump dimensions: 63 1/2" W x 102 1/2" H
 Max. weight (lbs.): 6350
 Description: Cast iron construction;
 closed solids-handling
 impeller with thrulet,
 wear ring; rests on stand.



CS 3531



Model number: 3531/835
 Motor Rating: 335HP @ 890 RPM

Voltage: 460V
 Full load amps: 430
 Versions: 20" Standard
 Imp. Code 840
 (560mm trim)

Hose connection: 24" ANSI Flange Elbow
 Pump dimensions: 102" W x 132" H
 Max. weight (lbs.): 13,405 (including stand,
 elbow, vortex plate
 Description: Cast iron construction;
 closed solids-handling
 impeller with thrulet,
 wear ring; rests on stand.

