



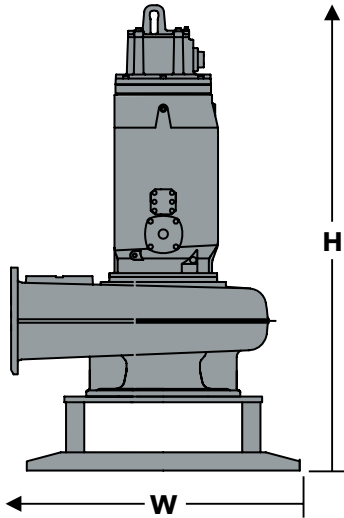
# Flygt Submersible Pumps

AVAILABLE FOR RENTAL AND SALE



[www.motralec.com](http://www.motralec.com) / [service-commercial@motralec.com](mailto:service-commercial@motralec.com) / 01.39.97.65.10

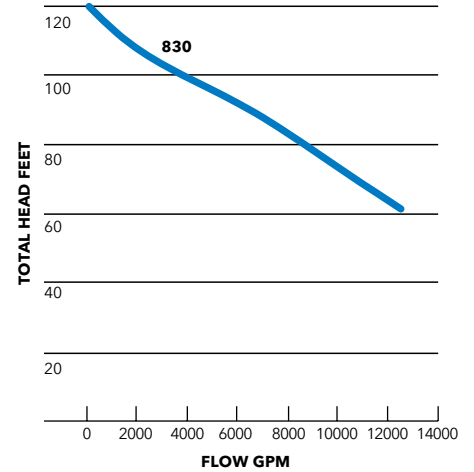
## CS 3400



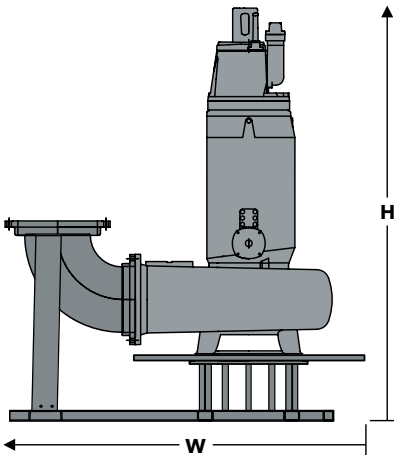
Model number: 3400/805  
 Motor Rating: 240HP @ 890 RPM

Voltage: 460V  
 Full load amps: 295  
 Versions: 16" Standard  
 Imp. Code 830  
 (510mm trim)

Hose connection: ANSI Flange  
 Pump dimensions: 63 1/2" W x 102 1/2" H  
 Max. weight (lbs.): 6350  
 Description: Cast iron construction;  
 closed solids-handling  
 impeller with thrulet,  
 wear ring; rests on stand.



## CS 3531



Model number: 3531/835  
 Motor Rating: 335HP @ 890 RPM

Voltage: 460V  
 Full load amps: 430  
 Versions: 20" Standard  
 Imp. Code 840  
 (560mm trim)

Hose connection: 24" ANSI Flange Elbow  
 Pump dimensions: 102" W x 132" H  
 Max. weight (lbs.): 13,405 (including stand,  
 elbow, vortex plate  
 Description: Cast iron construction;  
 closed solids-handling  
 impeller with thrulet,  
 wear ring; rests on stand.

