



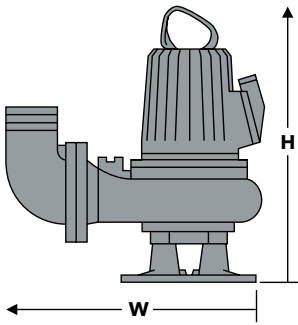
Flygt Submersible Pumps

AVAILABLE FOR RENTAL AND SALE

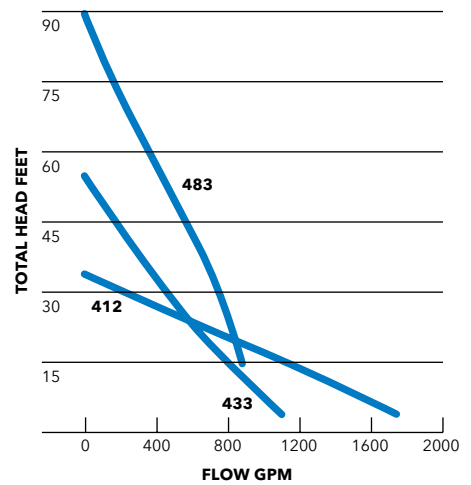


www.motralec.com / service-commercial@motralec.com / 01.39.97.65.10

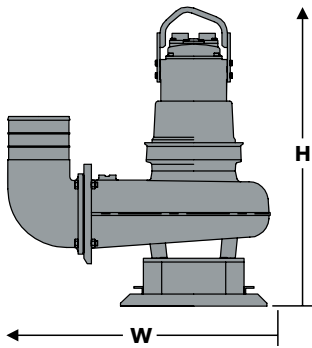
CS 3127



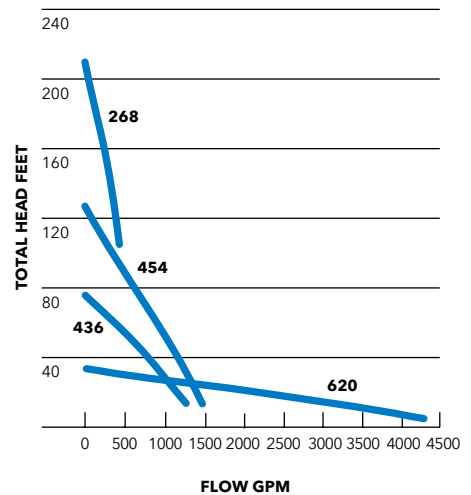
Model number: 3127.182
 Motor rating: 1 ϕ : 7.5HP@1730 RPM
 3 ϕ : 10HP@1730 RPM
 Voltage (1 ϕ): 230V
 Full load amps: 30A
 Voltage (3 ϕ): 200V 230V 460V 575V
 Full load amps: 29A 26A 13A 10A
 Versions: 4" High head
 Imp. Code 462 (1 ϕ), 483 (3 ϕ)
 6" Std., Imp. Code 433 (1 ϕ), 432 (3 ϕ)
 8" Std., Imp. Code 412 (1 ϕ), 411 (3 ϕ)
 Hose connection: 4" & 6" NPSM threaded, or
 4", 6" & 8" slip-on
 Pump dimensions: 31 1/2" W (max.) x 30 3/4" H (max.)
 Max. weight (lbs.): 400
 Description: Cast iron construction; closed
 solids handling impeller with
 thrulet, wear ring; rests on stand.
 Options: Explosion proof (FM approved)
 variant 3127.091
 Warm liquid version available



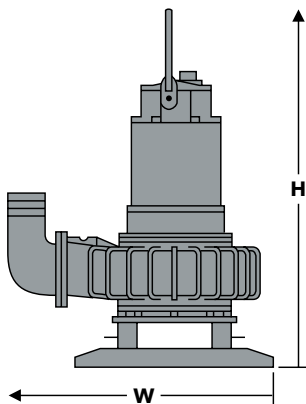
CS3152



Model number: 3152.181
 Motor rating: 14HP @ 1160 RPM
 15HP @ 1745 RPM
 20HP @ 1750 RPM
 23HP @ 3500 RPM
 Voltage (3 ϕ , 14 / 15HP): 200V 230V 460V 575V
 Full load amps: 41/45 37/39 18/20 14/16
 Voltage (3 ϕ , 20 / 23HP): 200V 230V 460V 575V
 Full load amps: 58/61 51/53 26/26 20/21
 Versions: 4" High head
 Imp. Code 454 (20HP), 268 (SH, 23HP)
 6" Standard, Imp. Code 436 (15HP)
 10" High Volume, Imp. Code 620 (14HP)
 Hose connection: 4" & 6" NPSM threaded, or
 4", 6" & 8" slip-on
 Pump dimensions: 42" W (max.) x 48-1/4" H (max.)
 Max. weight (lbs.): 940
 Description: Cast iron construction; closed
 solids handling impeller with
 thrulet, wear ring; rests on stand.
 Options: Explosion proof (FM approved)
 variant 3127.091
 Warm liquid version available



CS 3300



Model number: 3300.181
 Motor rating: 60HP@1170 RPM & 875 RPM
 45 HP@875 RPM
 75 HP, 88 HP@1170 RPM
 Voltage (3 ϕ , 60HP): 460V 575V
 Full load amps: 73/80A 58/65A
 Voltage (3 ϕ , 45/75/88 HP): 460V 575V
 Full load amps: 60/91/108A 48/73/86A
 Versions: 6" High head, Imp. Code 464 (88 HP)
 8" Standard
 Imp. Code 646 (60HP), 642 (75 HP)
 10" High volume
 Imp. Code 807 (45HP), 804 (60HP)
 Hose connection: Slip-on
 Pump dimensions: 66" W (max.) x 75 3/4" H (max.)
 Max. weight (lbs.): 1915
 Description: Cast iron construction; closed
 solids handling impeller with
 thrulet, wear ring; rests on stand.
 Options: Explosion proof (FM approved)
 variant 3300.091

