



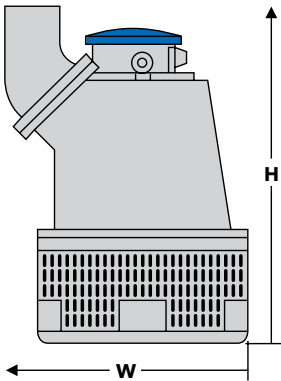
Flygt Submersible Pumps

AVAILABLE FOR RENTAL AND SALE

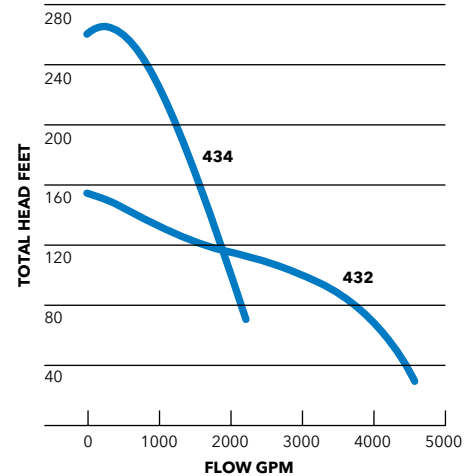
FLYGT
a xylem brand

www.motralec.com / service-commercial@motralec.com / 01.39.97.65.10

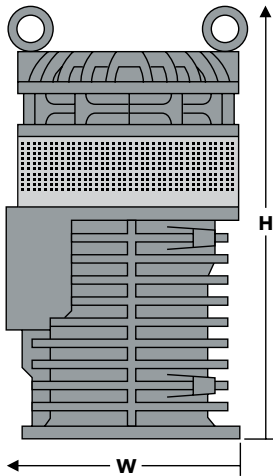
BS 2290



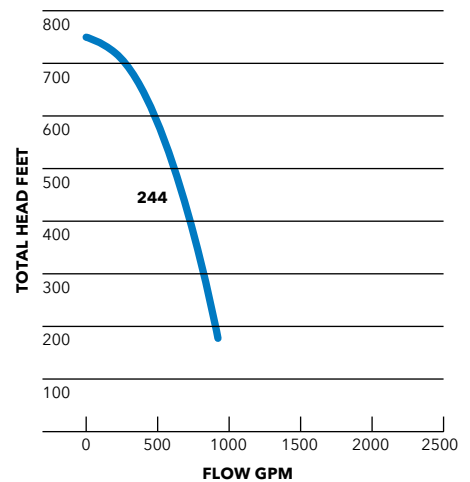
Model number: 2290.010
 Motor rating: 110HP@1775RPM
 Voltage (3 ϕ): 460V 575V
 Full load amps: 131A 105A
 Versions: 6" High head
 Imp. Code 434
 8" & 10" Standard
 Imp. Code 432
 Hose connection: 6" & 8" Female NPT threaded
 10" Male NPT threaded
 Pump dimensions: 37" W (max.) x 49" H (max.)
 Max. weight (lbs.): 1190
 Description: Aluminum construction; open
 impeller, adjustable wear plate;
 rests on bottom strainer.



BS 2400 HT

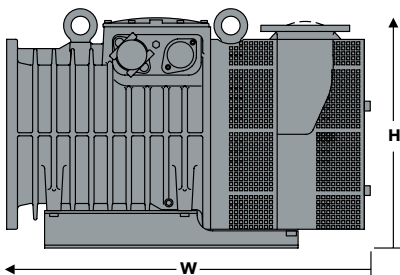


Model number: 2400.402
 Motor rating: 140HP@3560RPM
 Voltage (3 ϕ): 460V 575V
 Full load amps: 148A 118A
 Versions: 4" High head
 Imp. Code 244
 Discharge conn.: 250# Flange
 Pump dimensions: 27" W (max.) x 49" H (max.)
 Max. weight (lbs.): 1984
 Description: Cast iron construction; open (MT)
 or closed (HT) impeller, adjustable
 wear plates, strainer, rests on
 bottom.
 Options: SS impellers, SS wet end
 2400.490 MSHA approved version.

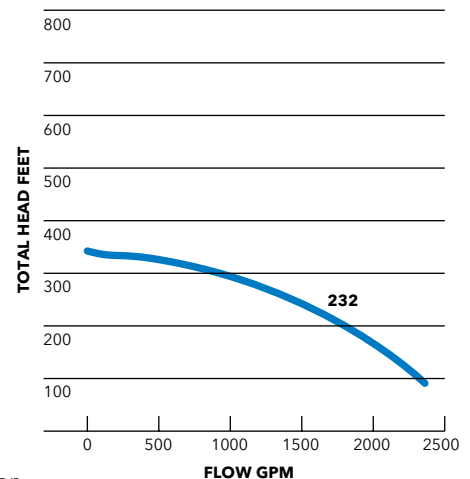


* including stand

BS 2400 MT



Model number: 2400.402
 Motor rating: 140HP@3560RPM
 Voltage (3 ϕ): 460V 575V
 Full load amps: 148A 118A
 Versions: 4" High head
 Imp. Code 244
 6" High volume
 Imp. Code 232
 Discharge conn.: 125# Flange
 Pump dimensions*: 30" W (max.) x 49" H (max.)
 Max. weight (lbs.): 2167
 Description: Cast iron construction; open (MT)
 or closed (HT) impeller, adjustable
 wear plates, strainer, rests on
 bottom.
 Options: SS impellers, SS wet end
 2400.490 MSHA approved version.



* including stand