



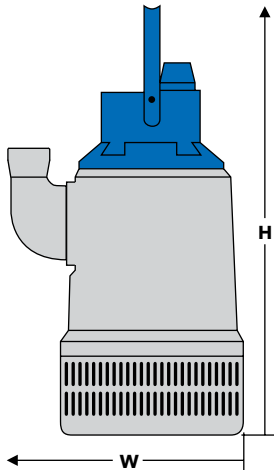
Flygt Submersible Pumps

AVAILABLE FOR RENTAL AND SALE



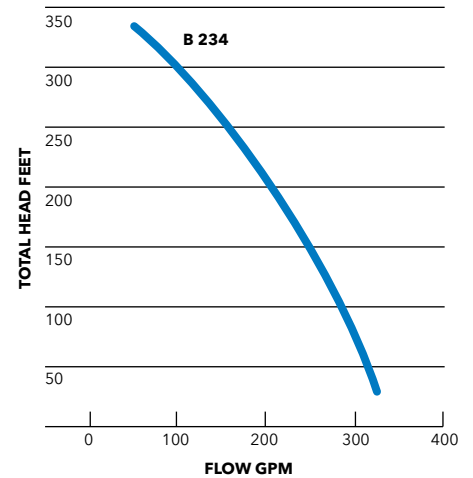
www.motralec.com / service-commercial@motralec.com / 01.39.97.65.10

BS 2140

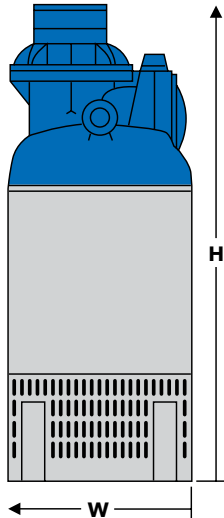


Model number: 2140.010
 Motor rating: 19 HP@3480 RPM
 Voltage (3 ϕ): 230V 460V 575V
 Full load amps: 46A 23A 18A
 Versions: 3" High head (2 stage)
 Imp. Code 234

Hose connection: Male NPSM threaded, or slip-on
 Pump dimensions: 18" W (max.) x 33" H (max.)
 Max. weight (lbs.): 186
 Description: Aluminum construction; open impeller, adjustable wear plate; rests on bottom strainer.



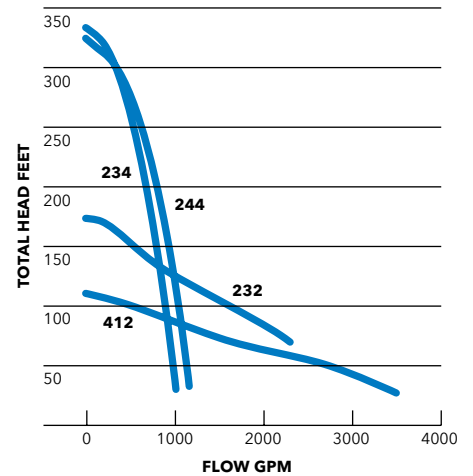
BS 2201



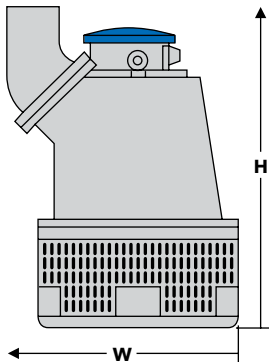
Model number: 2201.011, 2201.320
 Motor rating: 58 HP@3450 RPM (High head, Std.)
 50 HP@1760 RPM (High volume)*
 Voltage: 460V 575V
 Full load amps: 66/65A 52/48A
 Versions: 4" High head, Imp. Code 234, 244
 6" & 8" Standard, Imp. Code 232
 6" & 8" High vol., Imp. Code 412

Hose connection: 4" Male NPSM threaded
 6" & 8" Female NPT threaded
 Pump dimensions: 19" W (max.) x 48" H (max.)
 Max. weight (lbs.): 617 - Aluminum, 1000 - Cast iron
 Description: Aluminum (.011) or cast iron (.320) construction; open impeller(s), adjustable wear plate; rests on bottom strainer.

Options: SS impellers
 2201.590 MSHA approved version.



BS 2250



Model number: 2250.011
 Motor rating: 87 HP@1770 RPM
 Voltage (3 ϕ): 460V 575V
 Full load amps: 103A 83A
 Versions: 6" High head
 Imp. Code 434
 8" & 10" Standard
 Imp. Code 432

Hose connection: 6" & 8" Female NPT threaded
 10" Male NPT threaded
 Pump dimensions: 37" W (max.) x 49" H (max.)
 Max. weight (lbs.): 1190
 Description: Aluminum construction; open impeller, adjustable wear plate; rests on bottom strainer.

