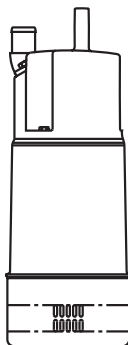
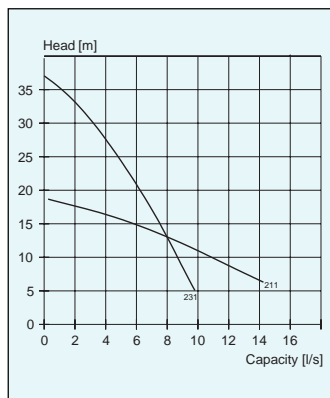


BIBO 2052




Technical data	MT	MT	MT
IMPELLERCODE	231	232	234
PHASE	3-	1-, 3-	1-, 3-
SPEED OF ROTATION	2700rpm	2700rpm	2700rpm
OUTPUT POWER	1.0kW	0.75kW, 1.0kW	0.75kW, 1.0kW
INPUT POWER	1.4kW	1kW, 1.4kW	1kW, 1.4kW
WEIGHT	18kg	18kg	18kg

Poly-Life® version available

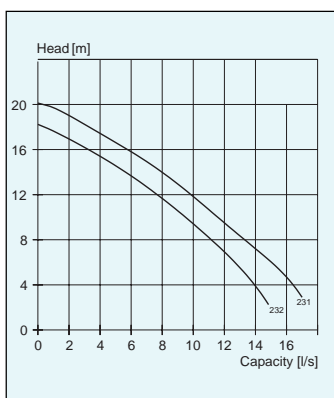


BIBO 2071

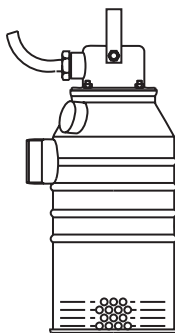


Technical data	MT	LT
IMPELLERCODE	231	211
PHASE	3-	3-
SPEED OF ROTATION	2800rpm	2800rpm
OUTPUT POWER	3kW	3kW
INPUT POWER	3.9kW	3.9kW
WEIGHT	31kg	28kg

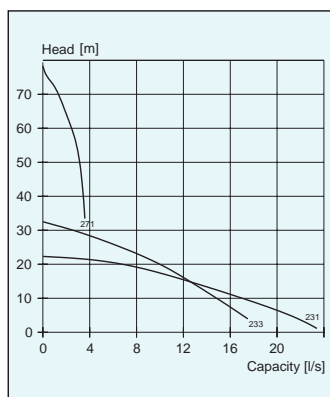
Poly-Life® version available



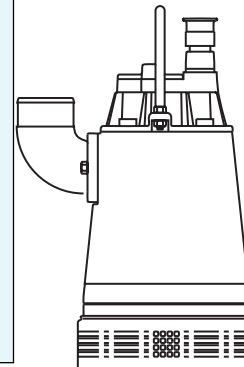
BIBO 2060



Technical data	MT	HT
IMPELLERCODE	231	232
PHASE	3	3
SPEED OF ROTATION	2800rpm	2800rpm
OUTPUT POWER	2.2kW	2.2kW
INPUT POWER	2.8kW	2.8kW
WEIGHT	32kg	32kg



BIBO 2075

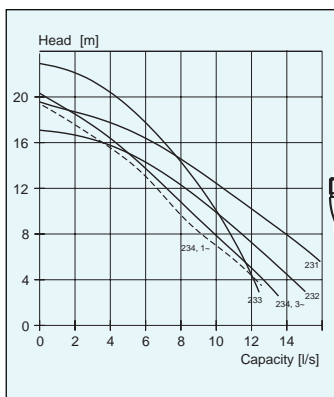


Technical data	MT	HT	ST
IMPELLERCODE	231	233	271
PHASE	3-	3-	3-
SPEED OF ROTATION	2800rpm	2800rpm	2800rpm
OUTPUT POWER	3.7kW	3.7kW	5.5kW
INPUT POWER	4.6kW	4.6kW	7.3kW
WEIGHT	73kg ¹⁾ 40kg ²⁾	73kg ¹⁾ 40kg ²⁾	90kg ¹⁾ 64kg ²⁾

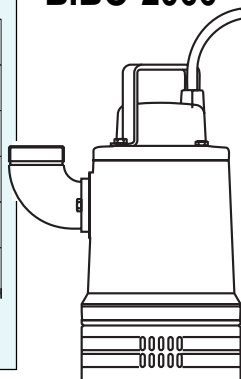
¹⁾ Model 324 in cast iron

²⁾ Model 334 in hydraulic aluminum

Poly-Life® version available

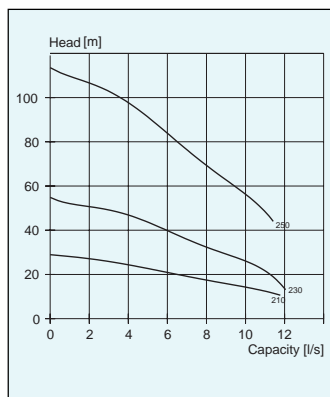


BIBO 2066



Technical data	MT	HT	HT
IMPELLERCODE	231, 232	233, 234	234-
PHASE	3-	3-	1-
SPEED OF ROTATION	2800rpm	2800rpm	2900rpm
OUTPUT POWER	2.2kW	2.2kW	1.5kW
INPUT POWER	2.8kW	2.8kW	1.9kW
WEIGHT	30kg	30kg	30kg

Poly-Life® version available



BIBO 2084



Technical data	MT	HT	LT
IMPELLER CODE	230	250	210
PHASE	3-	3-	3-
SPEED OF ROTATION	2880 rpm	2870 rpm	2850 rpm
OUTPUT POWER	7.5 kW	14 kW	3.7 kW
INPUT POWER	8.9 kW	16.4 kW	4.5 kW
WEIGHT	75 kg	110 kg	55 kg