

### Construction

Horizontal multi-stage close coupled pump. Single-piece barrel casing in chrome-nickel stainless steel, with front suction port above pumps axis and radial delivery at top. Stages in Noryl.

### Applications

For water supply.  
For domestic use, for garden use and irrigation.

### Operating conditions

Liquid temperature: 0 °C to +50 °C.  
Ambient temperature up to +40 °C.  
Maximum permissible pressure in the pump casing: 8 bar.  
Continuous duty.

### Motor

2-pole induction motor, 50 Hz ( $n \approx 2800$  rpm).  
**MXP:** three-phase 230/400 V  $\pm 10\%$ .  
**MXPM:** single-phase 230 V  $\pm 10\%$ , with thermal protector. Capacitor inside the terminal box.  
 Insulation class F.  
 Protection IP 54.  
**Classification scheme IE2 for three-phase motors from 0,75 kW.**  
 Constructed in accordance with: EN 60034-1; EN 60034-30.  
 EN 60335-1, EN 60335-2-41.

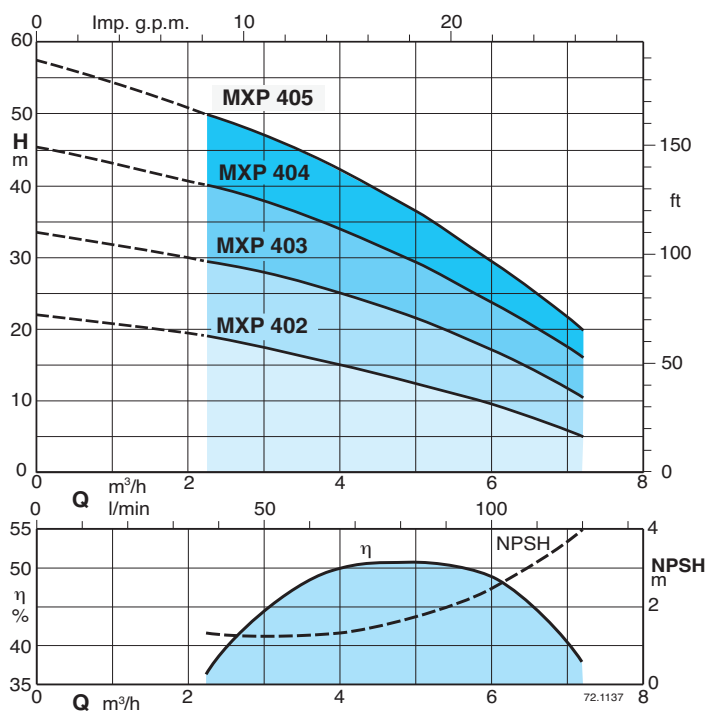
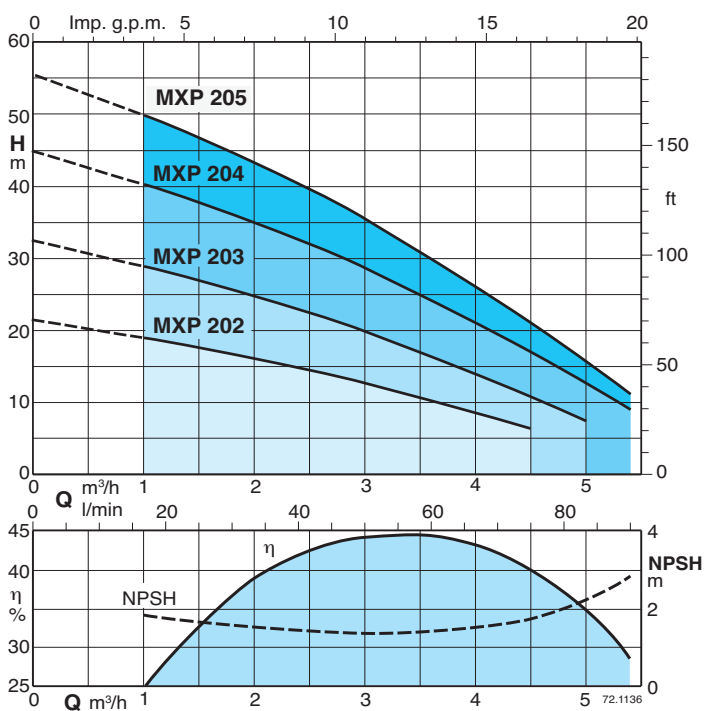
### Special features on request

- Other voltages.
- Frequency 60 Hz (as per 60 Hz data sheet).
- Motor suitable for operation with frequency converter.

### Materials

Component	Material
Pump casing	Cr-Ni steel 1.4301 EN 10088 (AISI 304)
Casing cover	Cr-Ni steel 1.4301 EN 10088 (AISI 304)
Pump Shaft	Chrome steel 1.4104 EN 10088 (AISI 430)
Plug	Cr-Ni steel 1.4305 EN 10088 (AISI 303)
Stage casing	PPO-GF20 (Noryl)
Impeller	PPO-GF20 (Noryl)
Mechanical seal	Carbon - Ceramic - NBR

### Characteristic curves $n \approx 2800$ rpm



### Performance $n \approx 2800$ rpm

	3 ~ 230 V 400 V		1 ~ 230 V	P <sub>1</sub>	P <sub>2</sub>		Q	m <sup>3</sup> /h													
	A	A			A	kW		kW	HP	l/min	0	1	1,5	2	2,5	3	3,5	4	4,5	5	5,4
<b>MXP 202</b>	1,7	1	<b>MXPM 202</b>	2,3	0,45	0,33	0,45	<b>H</b>	m	21,5	19	17,5	16	14,5	12,5	10,5	8,5	6,5			
<b>MXP 203</b>	2,4	1,4	<b>MXPM 203</b>	3	0,63	0,45	0,6			32,5	29	27	25	22,5	20	17	14	11	7,5		
<b>MXP 204/A</b>	2,8	1,6	<b>MXPM 204/A</b>	4,2	0,8	0,55	0,75			45	40	37,5	35	32	28,5	25	21,5	17	13	9	
<b>MXP 205</b>	3,5	2	<b>MXPM 205</b>	5,4	1,2	0,75	1			56	50	46,5	43,5	40	35,5	31	26,5	21	16	11	

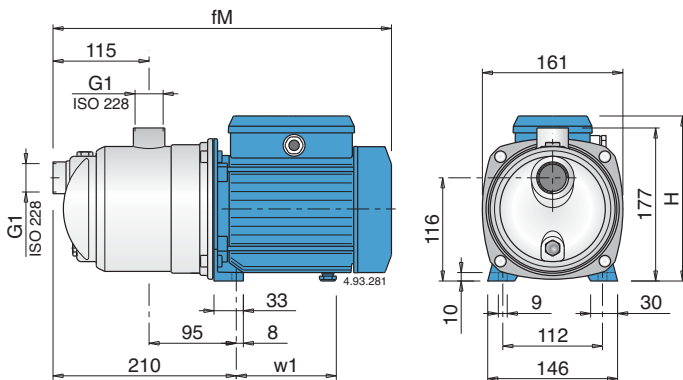
	3 ~ 230 V 400 V		1 ~ 230 V	P <sub>1</sub>	P <sub>2</sub>		Q	m <sup>3</sup> /h											
	A	A			A	kW		kW	HP	l/min	0	2,25	3	3,5	4	4,5	5	6	7,2
<b>MXP 402</b>	2,4	1,4	<b>MXPM 402</b>	3	0,61	0,45	0,6	<b>H</b>	m	22	19	17,5	16,5	15	14	12,5	9,5	5	
<b>MXP 403/A</b>	2,8	1,6	<b>MXPM 403/A</b>	4,2	0,9	0,55	0,75			33,5	30	28	26,5	25	23	21,5	17	10	
<b>MXP 404/A</b>	3,5	2	<b>MXPM 404/A</b>	5,4	1,2	0,75	1			46	40	38	36,5	34	32	29,5	24	16	
<b>MXP 405</b>	4,5	2,6	<b>MXPM 405</b>	7	1,5	1,1	1,5			56	50	47	45	42	39,5	36	29,5	20	

P<sub>1</sub> Max. power input.  
P<sub>2</sub> Rated motor power output.

Test results with clean cold water, without gas content.  
+ 0,5 m security margin on NPSH-value is necessary.

Tolerances according to UNI EN ISO 9906:2012  
For capacities over 4 m<sup>3</sup>/h use a suction pipe G 1 1/4 (DN 32).

### Dimensions and weights



TYPE	mm			kg	
	fM	H	w1	MXP	MXPM
<b>MXP 202 - MXPM 202</b>	362	176	102	5,9	6
<b>MXP 203 - MXPM 203</b>	362	176	102	6,6	6,7
<b>MXP 204/A - MXPM 204/A</b>	391	192	112	8,7	9,6
<b>MXP 205 - MXPM 205</b>	391	192	112	9,5	10,5
<b>MXP 402 - MXPM 402</b>	362	176	102	6,5	6,6
<b>MXP 403/A - MXPM 403/A</b>	391	192	112	8,6	9,5
<b>MXP 404/A - MXPM 404/A</b>	391	192	112	9,5	10,5
<b>MXP 405 - MXPM 405</b>	421	192	142	13,5	13,5

### Features

#### Extra safety

against running dry, with the suction port above pump axis.

#### Robust

Single-piece barrel casing.

#### Compact

Single-piece lantern bracket and base.

#### Low noise

with the water-filled shroud around the stages.

