

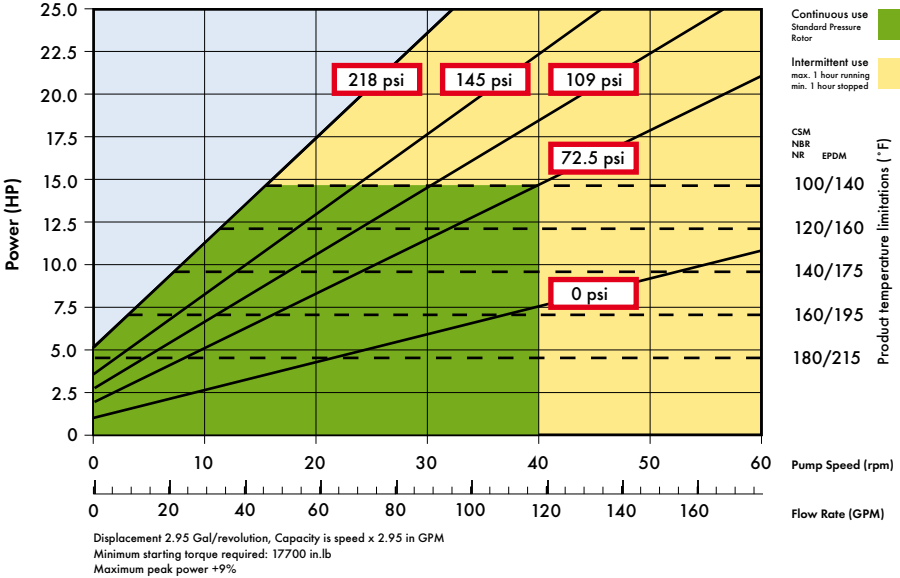


Solutions in Pumping Technology

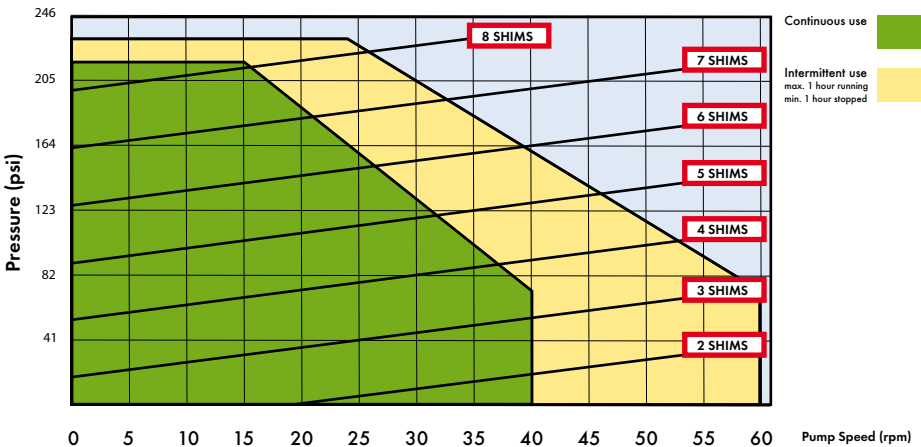
VERDERFLEX®

VERDERFLEX VF80 Technical Data Sheet

Performance Curve



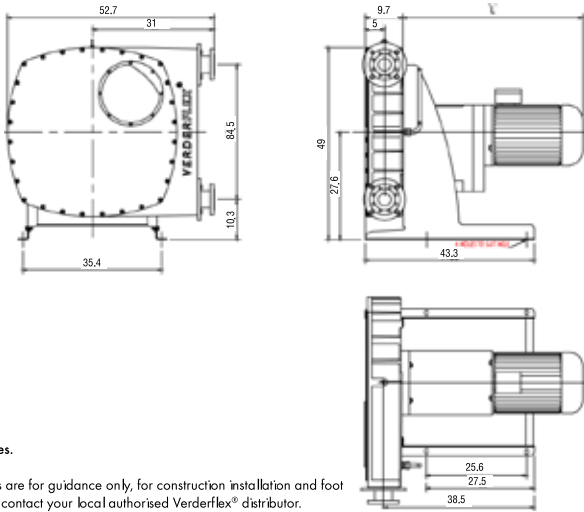
Shimming Curve



VERDERFLEX VF80

Technical Data Sheet

General Arrangement Layout



All dimensions are in inches.

All dimensions and weights are for guidance only, for construction installation and foot mounting drawings please contact your local authorised Verderflex® distributor.

Standard Materials of Construction

Description	Material	Weight (lbs)	Paint Detail
Pump Housing	Cast Iron (GG25)	1157	RAL 6018 (Green)
Front Cover	Mild Steel (BS EN10.025:1993/5275)	110	RAL 7021 (Black)
Rotor	Cast Iron (GG25)	198	
Rotor Shoes	Aluminium (6082T6)	33	
Flanges	Mild Steel (BS EN.10.025 FE430A)	55	
Inserts	Stainless Steel (316L)	2.2	
	Polypropylene P.V.D.F		
Base Frame	Carbon Steel	146	RAL 7035 (Grey)
Lubricant	Verderlube - Glycerine based compound Verdersil - Silicone oil	9.24 Gallons	
Hose	NR, NBR, CSM and EPDM	28	
Close coupled pump unit - "Flat Pack"		1874	