

motralec


4 rue Lavoisier . ZA Lavoisier . 95223 HERBLAY CEDEX
Tel. : 01.39.97.65.10 / Fax. : 01.39.97.68.48
Demande de prix / e-mail : service-commercial@motralec.com
www.motralec.com

 **TSURUMI PUMP**
www.tsurumi-global.com

Engine Pumps

TE / THP / EPT

POWERED by **HONDA™** **YANMAR**



Amenics
Amenities from Technology
for People and the Earth

Tsurumi Engine Pumps

Tsurumi engine pumps feature a heavy-duty, compact and easy-to-use design. Made with excellent materials, these engine pumps can withstand the harsh conditions of construction sites and elsewhere, offering top-class durability and reliability. The engine pumps can be equipped with a Honda gasoline engine or Yanmar diesel engine, which allows users to flexibly select the model suitable to their field conditions.

Clean Water Pump

- Field irrigation and agricultural drainage
- Sprinkling and water supply/drainage in orchards and garden landscapes
- Water supply for fire engines and sprinkler trucks
- Washing agricultural machinery, construction machinery and construction vehicles
- Drainage in case of disaster (Drought, flooding, etc.)

Mechanical Seal


Clean water engine pumps use ceramic and carbon mechanical seals of a material suitable for applications of these pumps. Also, a silicon carbide mechanical seal is available as an option.

Vibration-isolating Rubber (Yanmar Engine only)

The vibration-isolating rubbers reduce vibration and noise during operation. These rubbers are attached to the bottom of the engine and pump.

Frame (excluding TE3-25H)

The sturdy double rolled steel frame protects the engine and pump during operation. It is easy to carry.



Impeller (excluding THP-4070HA)

The Tsurumi original impeller is configured to prevent the intrusion of abrasive substances into the engine shaft and rusting, resulting in a longer service life of the engine. The impeller can be easily detached with an impact wrench, offering ease of maintenance.

Oil Alert (THP-4070HA only)

If the oil level becomes low during operation, the built-in oil alert system automatically stops the engine to prevent engine damage.

Engine

The pumps are equipped with a highly reliable Honda gasoline engine or Yanmar diesel engine.

Trash Pump

- Field irrigation and agricultural drainage
- Drainage of spring water, sludge and solids at civil engineering and construction sites
- Feed/Drainage of water containing foreign objects
- Drainage in case of disaster (Drought, flooding, etc.)

Mechanical Seal

Trash engine pumps use a silicon carbide mechanical seal. The silicon carbide provides high hardness and excellent abrasion resistance, resulting in a longer service life of the pump.

Frame

The sturdy double rolled steel frame protects the engine and pump during operation. It is easy to carry.

Impeller

The Tsurumi original impeller is configured to prevent the intrusion of abrasive substances into the engine shaft and rusting, resulting in a longer service life of the engine. The impeller can be easily detached with an impact wrench, offering ease of maintenance.

Strong Material

The impeller is made of high-chromium cast iron, and the pump casing is made of aluminium alloy casting, offering higher durability and lessening maintenance frequency. The wear plate is made of stainless steel, which prevents wear of the inner casing and can be replaced at low cost.

Trash Cover

The trash cover of the Tsurumi original design can be independently opened and closed, enabling maintenance with the suction hose connected to the pump without requiring dedicated tools.

Vibration-isolating Rubber


The vibration-isolating rubbers reduce vibration and noise during operation. These rubbers are attached to the bottom of the engine and pump.

Engine

The pumps are equipped with a highly reliable Honda gasoline engine or Yanmar diesel engine.

Oil Alert (EPT3-100HA only)


If the oil level becomes low during operation, the built-in oil alert system automatically stops the engine to prevent engine damage.



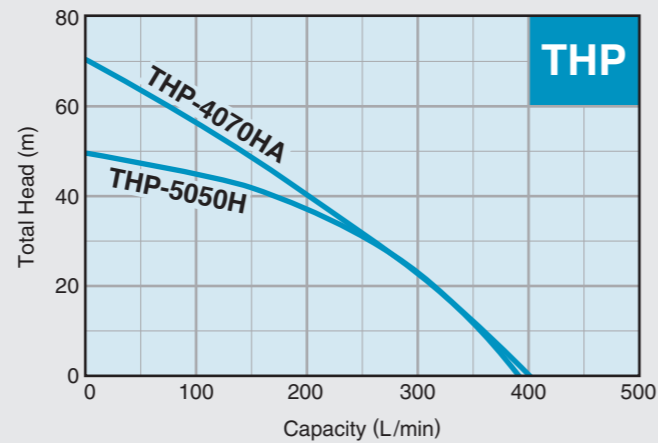
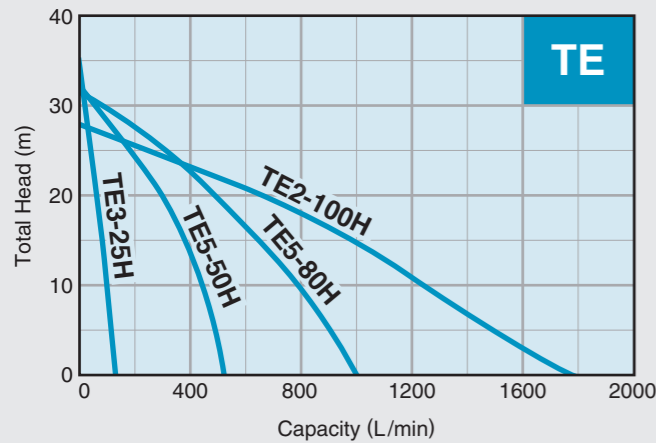
➤ Clean Water Pump

TE / THP (High-Pressure)

Can be used in a wide variety of applications such as field irrigation, agricultural drainage and washing of construction vehicles. A wide product lineup from compact, lightweight types to large water volume and high pressure types.



Performance Curves



Model Selection

Model	Inlet x Outlet Bore mm (inch)	Engine	Max. Output kW (PS)	Packing Measurement L x W x H mm	Dry Weight kg
TE3-25H	25 x 25 (1 x 1)	HONDA GX25	0.81 (1.1)	380 x 221 x 336	6.5
TE5-50H	50 x 50 (2 x 2)	HONDA GX160H1	4.0 (5.5)	543 x 384 x 447	25.1
TE5-80H	80 x 80 (3 x 3)	HONDA GX160H1	4.0 (5.5)	543 x 384 x 447	25.1
TE2-100H	100 x 100 (4 x 4)	HONDA GX240	5.9 (8.0)	650 x 465 x 615	47
THP-5050H	50 x 50 (2 x 2)	HONDA GX160	4.0 (5.5)	543 x 384 x 447	30.5
THP-4070HA	40 x 25/25/40 (1.5 x 1/1/1.5)	HONDA GX160 (with Oil Alert)	4.0 (5.5)	543 x 384 x 447	26.7

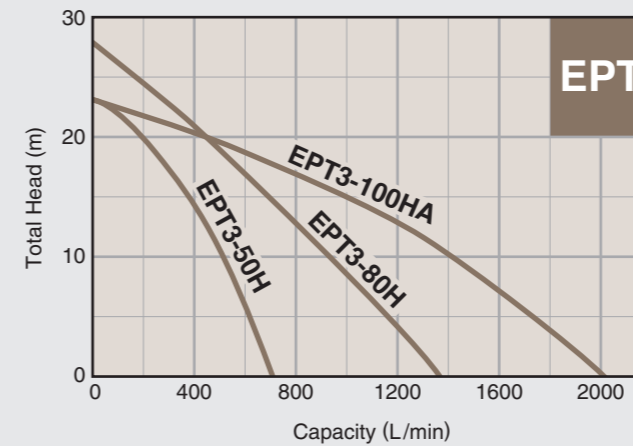
➤ Trash Pump

EPT

High performance pump applicable to sludge drainage at mining and quarrying sites, as well as agricultural, civil engineering and construction sites. The impeller and casing are made of materials of excellent abrasion resistance. The trash cover features a Tsurumi original design that offers ease of maintenance. The vibration-isolating rubbers ensure stability and reliability during operation.



Performance Curves



Model Selection

Model	Inlet x Outlet Bore mm (inch)	Engine	Max. Output kW (PS)	Packing Measurement L x W x H mm	Dry Weight kg
EPT3-50H	50 x 50 (2 x 2)	HONDA GX160	4.0 (5.5)	635 x 475 x 490	38.5
EPT3-80H	80 x 80 (3 x 3)	HONDA GX240	5.9 (8.0)	705 x 525 x 660	56.5
EPT3-100HA	100 x 100 (4 x 4)	HONDA GX340 (with Oil Alert)	8.1 (11.0)	760 x 520 x 650	66.5

Clean Water Pump

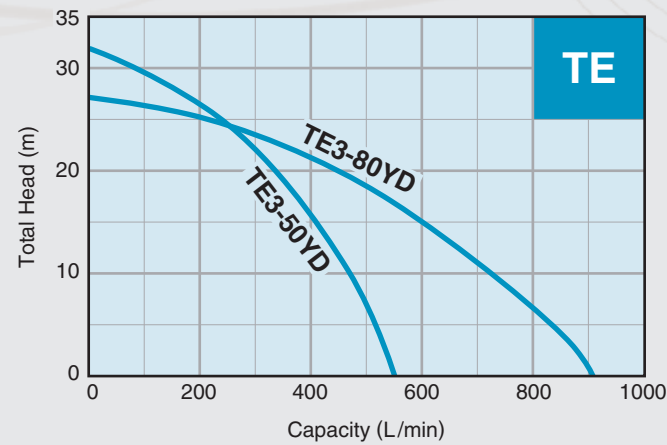
TE

Applicable to civil engineering and construction sites as well as field irrigation and agricultural drainage. The vibration-isolating rubbers ensure stability and reliability during operation.



TE3-80YD

Performance Curves



Model Selection

Model	Inlet x Outlet Bore mm (inch)	Engine	Max. Output kW (PS)	Packing Measurement L x W x H mm	Dry Weight kg
TE3-50YD	50 x 50 (2 x 2)	YANMAR L48	3.5 (4.7)	622 x 442 x 545	40
TE3-80YD	80 x 80 (3 x 3)	YANMAR L48	3.5 (4.7)	622 x 442 x 545	42

Trash Pump

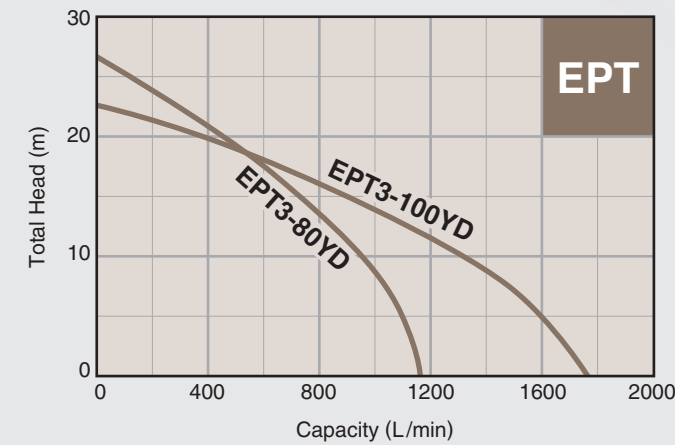
EPT

High performance pump applicable to sludge drainage at mining and quarrying sites, as well as agricultural, civil engineering and construction sites. The impeller and casing are made of materials of excellent abrasion resistance. The trash cover features a Tsurumi original design that offers ease of maintenance. The combination of vibration-isolating rubbers and the engine base ensures excellent stability and reliability during operation.



EPT3-100YD

Performance Curves



Model Selection

Model	Inlet x Outlet Bore mm (inch)	Engine	Max. Output kW (PS)	Packing Measurement L x W x H mm	Dry Weight kg
EPT3-80YD	80 x 80 (3 x 3)	YANMAR L70	4.9 (6.7)	717 x 537 x 655	75
EPT3-100YD	100 x 100 (4 x 4)	YANMAR L100	7.4 (10.1)	777 x 537 x 655	91

SPECIFICATIONS

HONDA Engine

MODEL			Clean Water				Clean Water (High Pressure)		Trash		
			TE3-25H	TE5-50H	TE5-80H	TE2-100H	THP-5050H	THP-4070HA	EPT3-50H	EPT3-80H	EPT3-100HA
Pump	Inlet x Outlet Bore	mm(inch)	25x25(1x1)	50x50(2x2)	80x80(3x3)	100x100(4x4)	50x50(2x2)	40x25/25/40(1.5x1/1/1.5)	50x50(2x2)	80x80(3x3)	100x100(4x4)
	Max. Total Head	m(ft)	35(115)	32(105)		28(92)	50(164)	70(230)	27(89)	28(92)	23(75)
	Max. Capacity	L/min	130	520	1000	1800	400	390	700	1360	2000
	Suction Lift	m(ft)	8(26.7)				8(26.7)		8(26.7)		
	Solids Passage	mm	5	5.5		5.5	5	20	31		
	Impeller Type		Semi-open				Semi-open	Closed	Semi-open		
	Impeller Material		Aluminium Alloy Die-casting	Cast Iron			Cast Iron	Aluminium Alloy Die-casting	High-chromium Cast Iron		
	Casing Material		Aluminium Alloy Die-casting				Aluminium Alloy Die-casting		Aluminium Alloy Casting		
	Shaft Seal		Ceramic + Carbon*				Ceramic + Carbon*		Silicon Carbide		
Engine	Engine Brand		HONDA			HONDA		HONDA			
	Engine Model		GX25	GX160H1		GX240	GX160	GX160 (with Oil Alert)	GX160	GX240	GX340 (with Oil Alert)
	Displacement	cm ³	25	163		242	163		163	242	337
	Max. Output	kW(PS)/4000min ⁻¹	0.81(1.1)/7000min ⁻¹	4.0(5.5)		5.9(8.0)	4.0(5.5)		4.0(5.5)	5.9(8.0)	8.1(11.0)
	Fuel		Automobile Gasoline				Automobile Gasoline		Automobile Gasoline		
	Fuel Tank Capacity	L	0.55	3.6		6.0	3.6		3.6	6.0	6.5
	Starting System		Recoil Starter				Recoil Starter		Recoil Starter		
Others	Dry Weight	kg	6.5	25.1		47	30.5	26.7	38.5	56.5	66.5
	Packing Weight	kg	7.2	30.8	32	49	32.5	28.7	41	60	70.5
	Packing Measurement LxWxH	mm	380x221x336	543x384x447		650x465x615	543x384x447		635x475x490	705x525x660	760x520x650
	Number of Container Loading	Unit/20ft	804pcs	320pcs		135pcs	300pcs		250pcs	128pcs	99pcs

* Silicon Carbide available upon request

YANMAR Engine

MODEL			Clean Water		Trash	
			TE3-50YD	TE3-80YD	EPT3-80YD	EPT3-100YD
Pump	Inlet x Outlet Bore	mm(inch)	50x50(2x2)	80x80(3x3)	80x80(3x3)	100x100(4x4)
	Max. Total Head	m(ft)	32(105)	28(92)	27(89)	23(75)
	Max. Capacity	L/min	550	900	1150	1750
	Suction Lift	m(ft)	8(26.7)		8(26.7)	
	Solids Passage	mm	5.5		31	
	Impeller Type		Semi-open		Semi-open	
	Impeller Material		Cast Iron		High-chromium Cast Iron	
	Casing Material		Aluminium Alloy Die-casting		Aluminium Alloy Casting	
	Shaft Seal		Ceramic + Carbon*		Silicon Carbide	
Engine	Engine Brand		YANMAR		YANMAR	
	Engine Model		L48		L70	L100
	Displacement	cm ³	219		320	435
	Max. Output	kW(PS)/4000min ⁻¹	3.5(4.7)		4.9(6.7)	7.4(10.1)
	Fuel		Diesel		Diesel	
	Fuel Tank Capacity	L	2.4		3.3	5.4
Starting System		Recoil Starter		Recoil Starter		
Others	Dry Weight	kg	40	42	75	91
	Packing Weight	kg	45	47	79.5	96
	Packing Measurement LxWxH	mm	622x442x545		717x537x655	777x537x655
	Number of Container Loading	Unit/20ft	200pcs		99pcs	

* Silicon Carbide available upon request

We reserve the right to change the specifications and designs for improvement without prior notice.

TSURUMI
MANUFACTURING CO., LTD.

Your Dealer

motralec

4 rue Lavoisier . ZA Lavoisier . 95223 HERBLAY CEDEX

Tel. : 01.39.97.65.10 / Fax. : 01.39.97.68.48

Demande de prix / e-mail : service-commercial@motralec.com

www.motralec.com