

GR[®]
GORMAN-RUPP
PUMPS

Super

T SERIES[®]






SELF-PRIMING, SOLIDS-HANDLING TRASH PUMPS



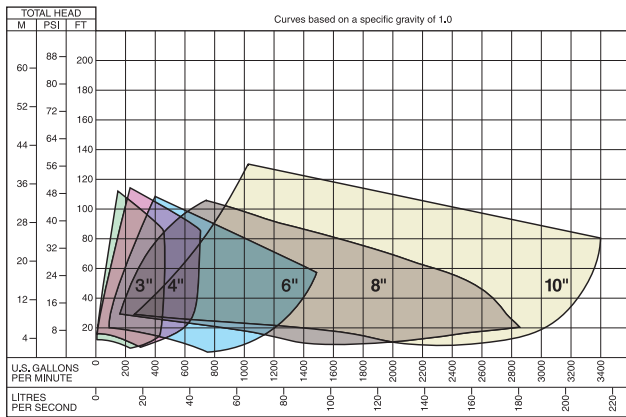
GRpumps.com

SUPER T SPECIFICATIONS

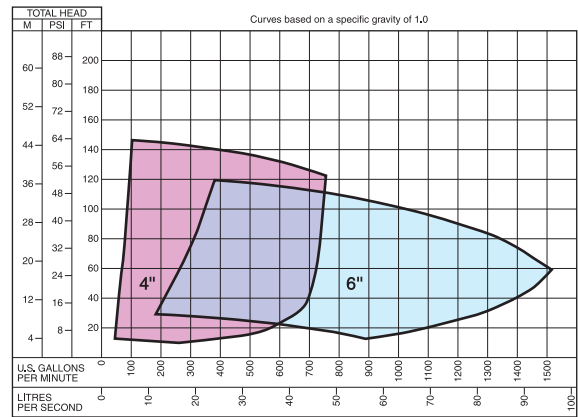
SIZES	MATERIALS OF CONSTRUCTION	MAX. CAPACITY	MAX. HEAD	MAX. SOLIDS
3", 4", 6", 8", 10" (75 mm, 100 mm, 150 mm, 200 mm, 250 mm)	Cast iron, 316 stainless steel fitted, CD4MCu, G-R Hard Iron fitted	3400 gpm (214.5 lps)	148' (45 m)	3" (75 mm)

				
3" Super T Series® Shown with optional flanges	4" Super T Series® Shown with optional flanges	6" Super T Series® Shown with optional flanges	8" Super T Series® Shown with optional flanges	10" Super T Series®

"A" VERSION



"B" VERSION – LIMITED SOLIDS



Note: Consult factory for other performance conditions.

Product information is subject to change; consult factory for details.



The Gorman-Rupp Company
Mansfield Division
P.O. Box 1217
Mansfield, Ohio 44901-1217, USA
Tel: 419-755-1011
Fax: 419-755-1251
E-mail: grsales@gormanrupp.com

Gorman-Rupp International
P.O. Box 1217
Mansfield, Ohio 44901-1217, USA
Tel: 419-755-1011
Fax: 419-755-1266
E-mail: intsales@gormanrupp.com

GRpumps.com

Gorman-Rupp of Canada, Ltd.
70 Burwell Road
St. Thomas, Ontario N5P 3R7, Canada
Tel: 519-631-2870
Fax: 519-631-4624
E-mail: grcanada@grcanada.com





OPTIONAL ACCESSORIES

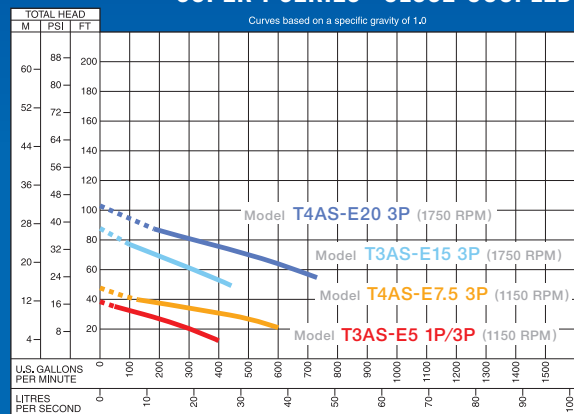
- Air Mate® Automated Air Release Valve
- Discharge Check Valve
- Pump High-Temperature Shutdown Kit
- Volute Casing Heater
- Self-Cleaning Wear Plate
- G-R Hard Iron Casings (3", 4" and 6" models)
- Suction & Discharge Gauge Kits
- Complete Replacement Rotating Assembly
- Pump Spare Parts Kit
- Continuous Vane Impeller (10" model only)
- Pump Easy Drain Kit
- Custom Seal Options including: Flush Kits, Metal Bellows, Double and Chemical Duty Seals, and John Crane Type 9 Mechanical Seals (limited pump sizes)
- Optional Elastomers and Suction Flap Valve Materials (EPDM, Neoprene, AFLAS-TFE, Viton®*)

DRIVE VARIATIONS

Gorman-Rupp Super T Series® pumps are available as basic units, close-coupled, flex-coupled, V-belt driven by an electric motor, or as part of a packaged pumping station.


COMPOSITE OF PERFORMANCE CURVES

SUPER T SERIES® CLOSE-COUPLED



*Viton® is a registered trademark of DuPont Performance Elastomers. All rights reserved.

A HISTORY OF INNOVATION



Gorman-Rupp has been revolutionizing the pumping industry since 1933. Many of the innovations introduced by Gorman-Rupp over the years have become industry standards. More than ever, we continue to update our factories, processes, research and development, and engineering

to ensure that our pumps and systems are among the most reliable and efficient in the world.



One of our most successful and innovative lines of pumps has been our self-priming models. Revolutionary improvements were made in 1963 with the introduction of our T Series self-priming pumps. Since then, continuous improvements to head, flow and efficiency have been made.



Shown with optional flange connections

In 2000 we introduced our Super T Series® with many added maintenance features to enhance serviceability.

Today, Gorman-Rupp self-priming pumps are the world's leading choice for waste handling applications in industries such as steel and paper mills, mining operations, food processing plants, power plants, automotive factories, tanneries and wineries. They are also the pump of choice in many sewage-handling applications worldwide.

Gorman-Rupp's commitment to our original philosophy of innovation, continuous improvement, unparalleled quality and customer service continues to set us apart from others.



SUPERIOR SOLIDS HANDLING

Designed for economical, trouble-free operation, the superior solids handling capabilities of the Super T Series® pumps make them ideally suited for a variety of applications including solids-laden liquids and slurries. The large volute design allows automatic repriming in a completely open system without the need for suction or discharge check valves.

Available in discharge sizes of three, four, six, eight and ten inches, this line of self-priming pumps boasts capacities to 3400 gallons per minute (214.5 liters per second) and heads to 148 feet (45 meters). Pumps four inch and larger are engineered to allow up to three-inch diameter spherical solids to pass through any critical area, including the recirculation port.

Super T Series® pumps are available in several configurations, including a "B" version for higher head applications, close-coupled or engine-driven models. All Gorman-Rupp Super T Series® pumps are backed by an industry-leading five-year manufacturer's warranty

EASY TO MAINTAIN

Super T Series® pumps are designed with ease of service in mind. Because they are self-priming, they can be mounted above the liquid being pumped. Should service or maintenance be required, it can be easily performed using common hand tools without disconnecting piping. The impeller, seal, wear plate and flap valve can all be accessed through the shimless coverplate opening for inspection or service.*

All Super T Series® pumps can be coupled to a standard NEMA motor, which means there's no waiting for special motors.


G-R HARD IRON

G-R Hard Iron is offered as an option for our popular Super T Series® pumps and is available now for your abrasive applications. For years, Gorman-Rupp has proclaimed the benefits of G-R Hard Iron. This durable material provides superior performance by extending the pump life up to six times over standard cast iron or ductile iron components. G-R Hard Iron has a measured hardness in excess of 400 Bhn (Brinnell) providing the best abrasion resistance required for nearly all pumping applications.

*Not available on ten-inch models.

Super T SERIES®

- 1 Fill Port
- 2 Suction Check Valve
- 3 O-Ring Seal
- 4 Replaceable Wearplate
- 5 Balanced Impeller
- 6 Oversized Seal Oil Chamber
- 7 Seal Oil Monitor
- 8 Removable Rotating Assembly
- 9 Bearing Oil Monitor
- 10 Pusher Bolt Capability
- 11 Optional Casing Heater
- 12 Double Lip Seals
- 13 Atmospheric Bearing Isolation
- 14 Cartridge Mechanical Seal
- 15 Easy-Off Coverplate Nuts
- 16 Removeable Coverplate
- 17 Easy-Grip Handle
- 18 Pressure Relief Valve
- 19 Pusher Bolt Capability
- 20 Shimless Coverplate Adjustment



All Super T Series® pumps come standard with an industry-leading five-year warranty.

GORMAN-RUPP'S PATENTED EXTERNAL SHIMLESS ADJUSTMENT DESIGN

DOUBLES THE LIFE OF THE IMPELLER AND WEARPLATE

The External Shimless Coverplate allows for easy adjustment of the clearance between the impeller and the wearplate. This process eliminates the need to realign belts, couplings or other drive components. In turn, the working height of the seal assembly and impeller back clearance are not disturbed. The unique collar and adjusting screw allow for incremental adjustments of the wearplate clearance.

Once adjustments have been made, the collar locks in place maintaining the clearance setting even if the coverplate is removed. This design feature doubles the life of the impeller and wearplate while maintaining peak operating efficiency.

EASILY REMOVABLE COVERPLATE

The removable coverplate with easy-grip handle and pusher bolt capability provides quick and easy access to the pump interior (Coverplate not available on 10" models).



SOLIDS-HANDLING IMPELLER

Two-vane, semi-open solids handling impeller handles up to 3" (75 mm) diameter solids, depending on pump model. Pump out vanes on impeller shroud reduce foreign material buildup behind impeller and reduce pressure on seal and bearings. (Multi-vane impellers are available in "B" hydraulics models for higher head applications with limited solids.)


GORMAN-RUPP CARTRIDGE SEAL

Exclusive double-floating, self-aligning, oil lubricated mechanical cartridge seal with stationary and rotating face of silicon carbide or tungsten titanium carbide is specifically designed for abrasive and / or trash handling service. Consult factory for additional seal configurations.



REMOVABLE ROTATING ASSEMBLY

The entire rotating assembly can be removed without disturbing pump volute or piping. Pusher bolt holes are provided to assist with removal. A spare rotating assembly can be easily installed, resulting in less downtime.



DUAL PROTECTION OF BEARINGS

Atmospheric barrier along with two lip seals provide additional protection of bearings. This unique design also allows external monitoring.