



ISO 9001 Certified
CE Compliant

VT4.10 - 4.40 Series

100% OIL-LESS VACUUM PUMPS

The Becker VT4.10 - 4.40 series pumps are 100% oil-less rotary vane vacuum pumps. They are designed to operate on a continuous basis at any point from atmospheric pressure to a vacuum level of 25" HgV.

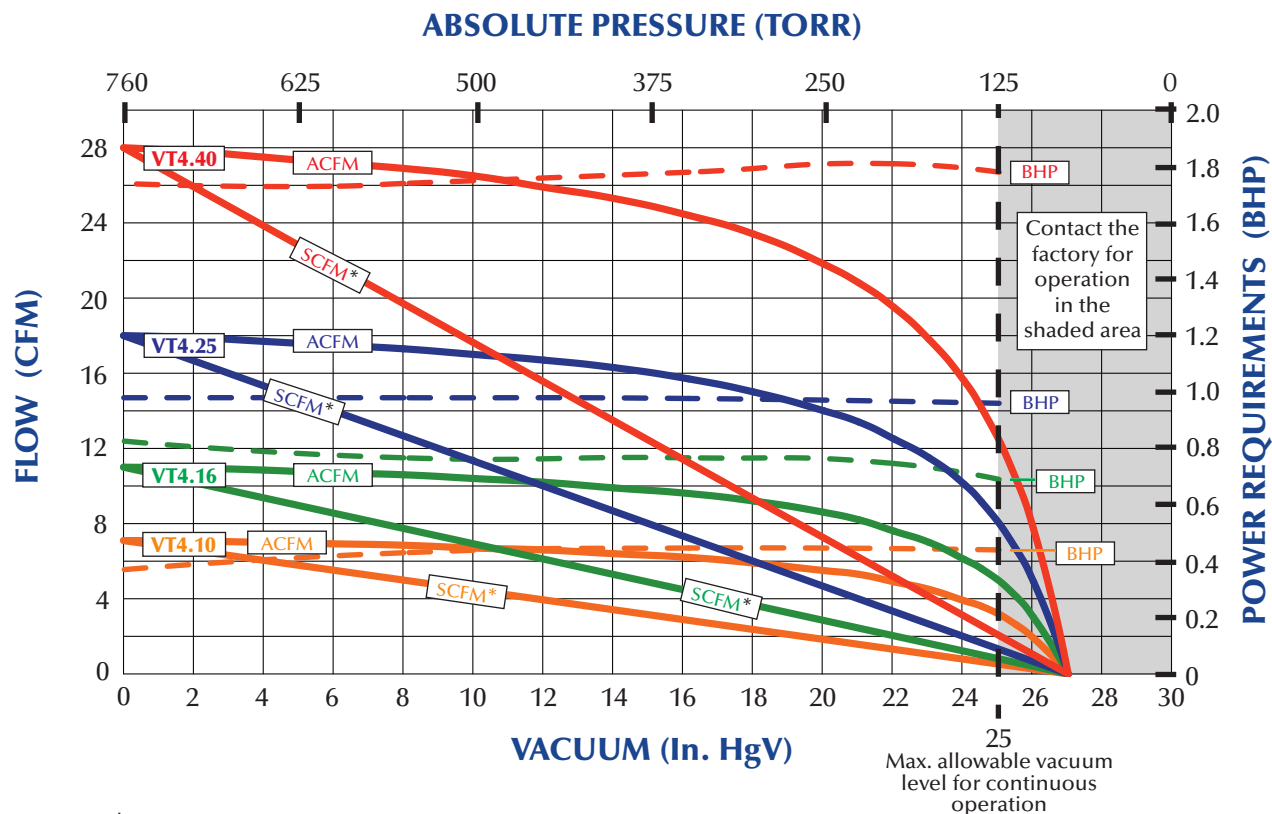
The VT series pumps are direct drive units and are supplied with an IP-54 TEFC electric motor. Each pump is equipped with an integral vacuum relief valve, a 10µ inlet filter, and vibration isolators as standard equipment.

Becker VT series pumps have a reputation for being exceptionally quiet. These award-winning pumps are newly redesigned to make them even quieter, and cooler running than previous units. If you are

an OEM, their styling will never cause embarrassment when included with your product.

These 100% oil-less, or dry, pumps are ideal for applications where oil or water is objectionable. All Becker VT pumps use long-life, self-lubricating graphite composite vanes. Applications include the graphic arts, packaging, vacuum chucking, robotics and material handling, medical/surgical, and air sampling, among others.

These pumps are also available in various central vacuum system configurations. Pressure and combined pressure/vacuum pumps are available.



* @ 29.92" Hg Bar. Pr.; 68°F; 36% R.H.; 0.075#/ft³

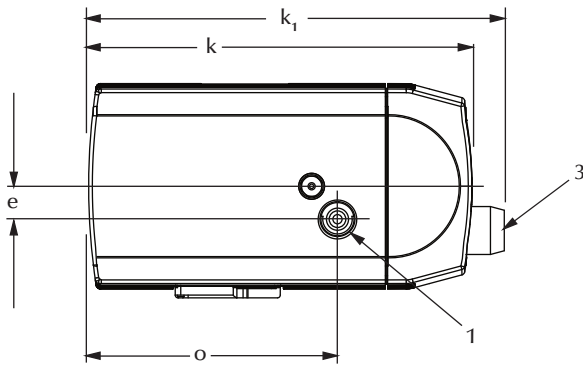
motralec

4 rue Lavoisier . ZA Lavoisier . 95223 HERBLAY CEDEX
Tel. : 01.39.97.65.10 / Fax. : 01.39.97.68.48

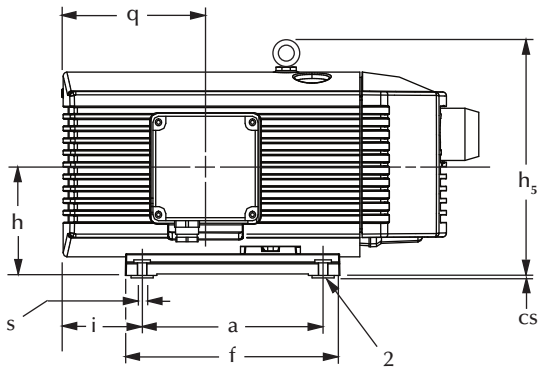
Demande de prix / e-mail : service-commercial@motralec.com

www.motralec.com

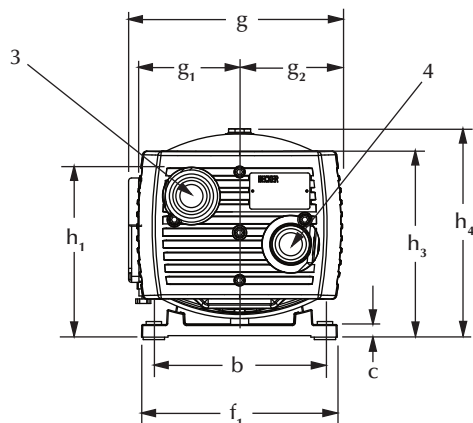
TECHNICAL DATA



Top View



Side View



End View (Opposite Motor End)

All data based on 60 Hz operation

	VT4.10	VT4.16	VT4.25	VT4.40
Flow (SCFM @ 0 in. Hg)	7.1	11	18	28
Horsepower	0.6	0.94	1.2	2
Speed (RPM)	1740	1740	1740	1740
Max. Cont. Vacuum (in. HgV)	25	25	25	25
Weight (lbs.)—w/ motor*	35.2	50	57.2	84.7
Noise Level (Max. dBA)	62	64	67	72
Inlet size (BSP, inches)	1/2	1/2	3/4	3/4
Dimensional Data	(Inches)			
a	6.3	7.95	8.66	8.66
b	4.41	4.92	8.19	8.19
c	0.6	0.6	0.6	0.6
cs	0.12	0.12	0.12	0.12
e	1.38	1.38	1.57	1.57
f	7.88	9.53	10.24	10.24
f ₁	5.6	6.1	9.37	9.37
g	8.11	9.1	10.23	11.03
g ₁	3.54	4.03	4.92	4.92
g ₂	3.54	4.03	4.92	4.92
h	4.21	4.45	5.51	5.51
h ₁	6.66	7.4	8.9	8.9
h ₃	6.93	7.32	8.9	8.9
h ₄	7.44	8.07	9.84	9.84
h ₅	7.68	8.3	11.42	11.42
i	4.17	2.88	3.78	5.15
k	15.25	16.38	18.31	20.95
k ₁	16.9	17.8	19.89	22.53
o	10.12	11.48	11.91	14.31
q	4.84	5.97	6.81	7.56
s	0.27	0.27	0.27	0.27

* Overall specifications for single phase units may vary. Contact factory for information. Manufacturer reserves right to alter data without notice.

- 1 - Inlet Port
- 2 - Vibration Isolator
- 3 - Vacuum Regulating Valve
- 4 - Exhaust Air Silencer