

Packaged Fire Pump Systems

At the heart of our systems you'll find the
Aurora pumps you've relied on for over 80 years.



motralec

4 rue Lavoisier, ZA Lavoisier, 95223 HERBLAY CEDEX

Tel. : 01.39.97.65.10 / Fax. : 01.39.97.68.48

Demande de prix / e-mail : service-commercial@motralec.com

www.motralec.com

ap AURORA®
Pentair Pump Group

Aurora offers custom and pre-engineered packaged fire pump systems. These systems are factory assembled and tested, leaving only pipe connections, power connections and structural base grouting to be completed on site. All fire pump packages built to NFPA 20 & NEC standards with UL listed/FM approved components.

FIRE PUMP PACKAGES STANDARD EQUIPMENT

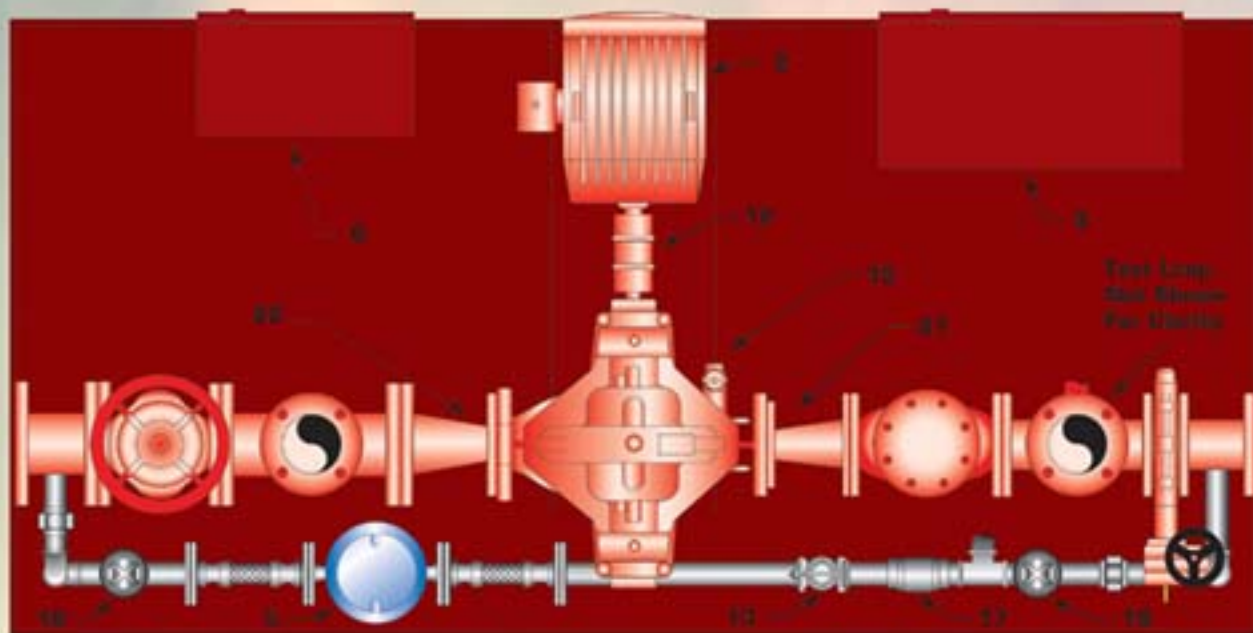
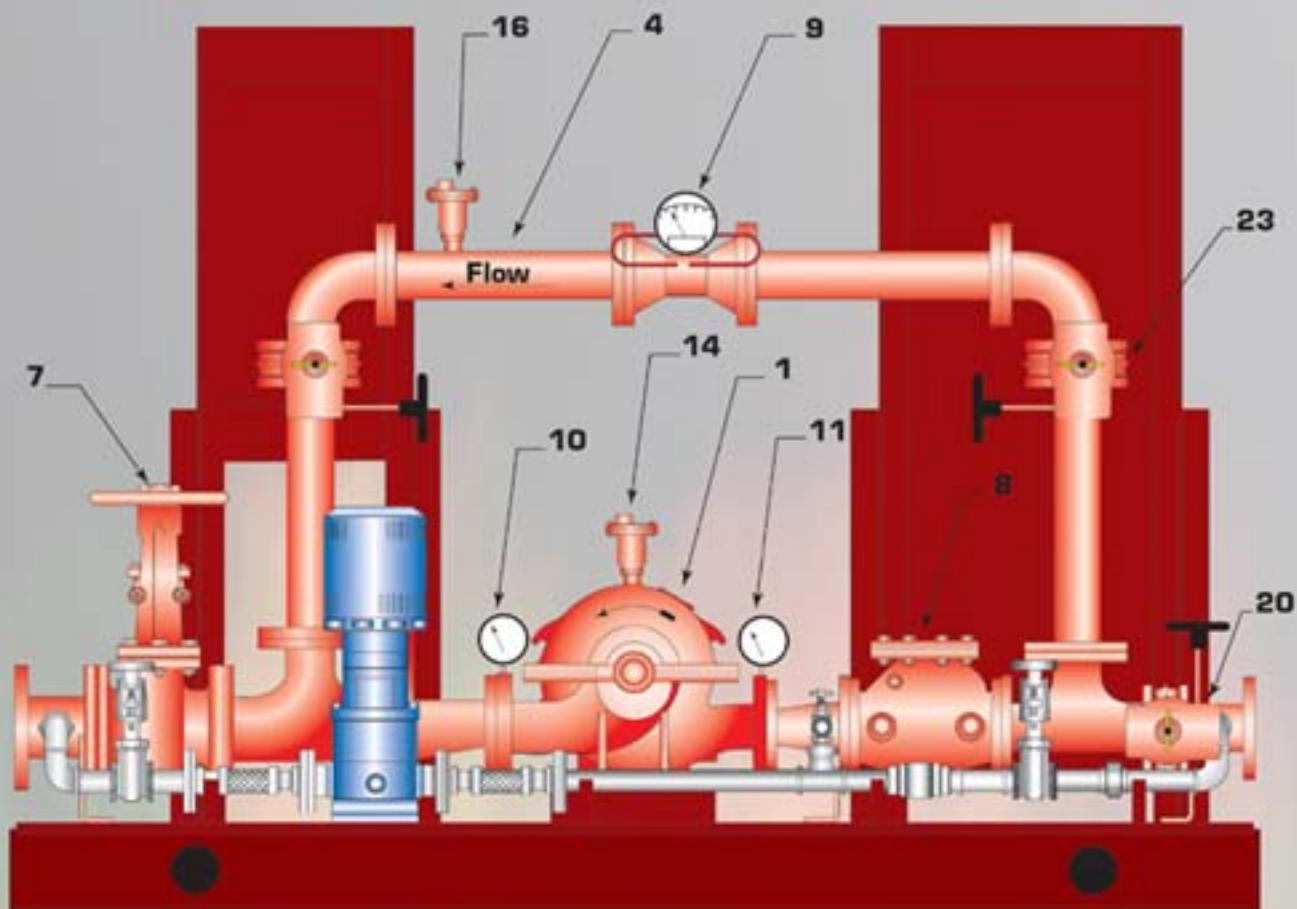
- UL listed/FM approved Aurora fire pump
- UL listed/FM approved fire pump controller
- Aurora jockey pump
- UL listed jockey pump controller
- Pressure sensing lines complete per NFPA 20
- Listed OS & Y gate & butterfly valves
- Suction and discharge pressure gauges
- Automatic casing air release valve
- Casing pressure relief valve (electric packages)
- Hose header with valves, caps & chains
- Suction and discharge piping per NFPA 20
- All electrical components pre-wired at factory
- Complete system hydrostatically tested

DIESEL DRIVEN FIRE PUMP PACKAGES ALSO INCLUDE

- Dual batteries with racks and charger
- UL listed fuel tank sized per NFPA 20
- Residential grade muffler
- Flexible exhaust connector
- Engine cooling loop

OPTIONS AVAILABLE

- Witnessed and non-witnessed complete system performance test
- Test line outlet to connect to remote tank with FM approved flow meter, isolation valves & air release valve
- Test loop back to suction with FM approved flow meter, isolation valves & air release valve
- Bypass loop with check valve, isolation valves & air release valve
- Main system pressure relief valve with enclosed waste cone
- Relief valve for jockey pump line
- Double wall fuel tank
- Fuel tank spill reservoir
- Critical grade muffler
- Packaged system drains piped to edge of skid
- Complete fire pump house

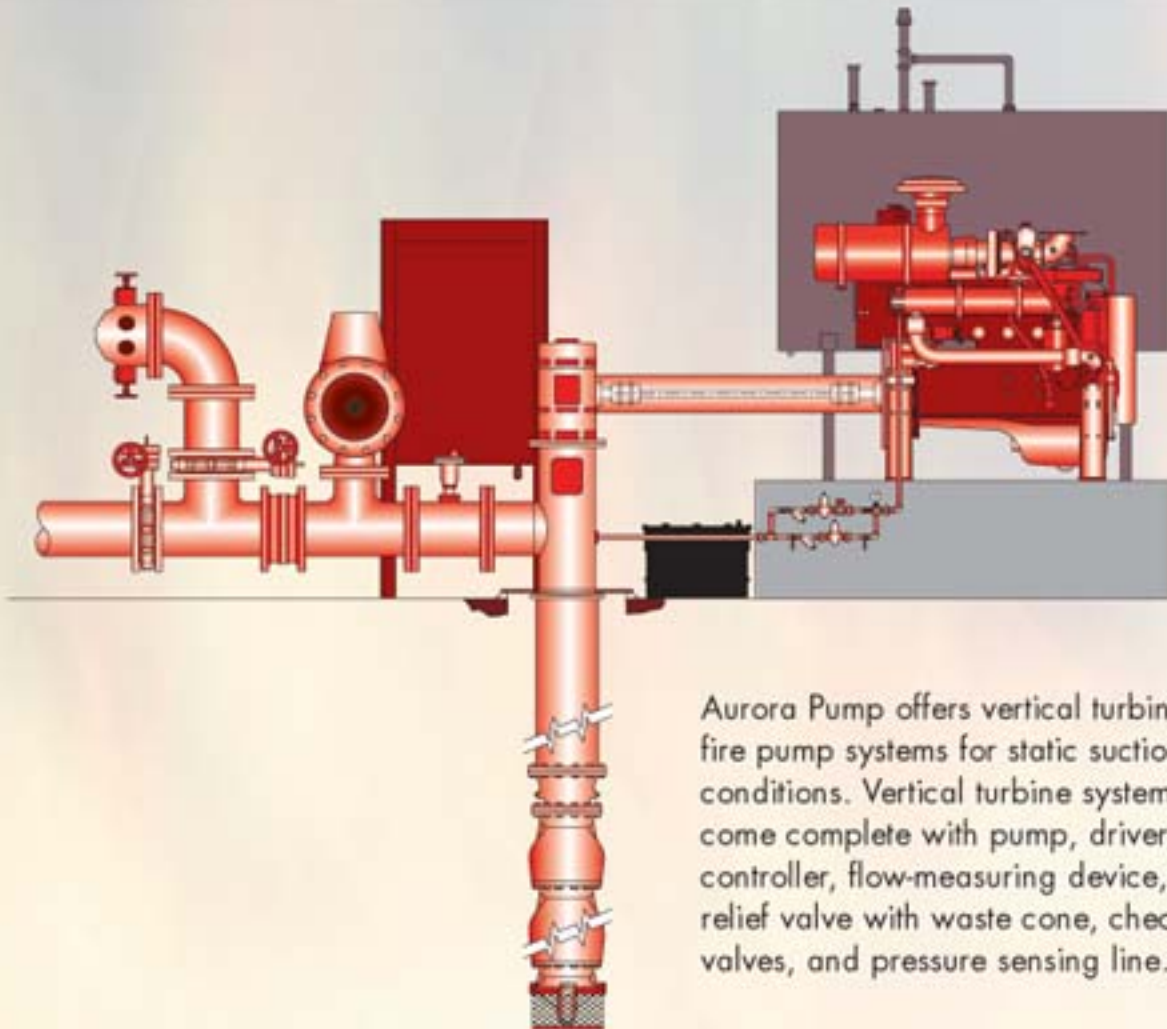


KEY GUIDE

NO.	EQUIPMENT DESCRIPTION	NO.	EQUIPMENT DESCRIPTION	NO.	EQUIPMENT DESCRIPTION
1	Aurora Fire Pump	9	Flow Meter	17	Check Valve (Jockey Pump Line)
2	Motor	10	Suction Pressure Gauge	18	OS & Y Gate Valve (Jockey Pump Suction)
3	Control Panel (Fire Pump)	11	Discharge Pressure Gauge	19	OS & Y Gate Valve (Jockey Pump Discharge)
4	Test Loop	12	Coupling (Guard Not Shown)	20	Butterfly Valve
5	Multi-stage Jockey Pump	13	Relief Valve (Jockey Pump Line)	21	Concentric Increaser
6	Control Panel (Jockey Pump)	14	Air Release Valve (Pump Casing)	22	Eccentric Reducer
7	OS & Y Gate Valve	15	Relief Valve (Fire Pump)	23	Butterfly Valve (Test Loop)
8	Swing Check Valve	16	Air Release (Test Loop)		

Drawing Component List

	EFPS-1	EFPS-2	EPS-2V	EFPS-3	EFPS-4	EFPS-5	EFPS-6	DFPS-1	DFPS-2	DFPS-3	DFPS-4	DFPS-5	DFPS-6	DEFPS
1 Aurora Fire Pump	◆	◆	◆	◆	◆	◆	◆	◆	◆	◆	◆	◆	◆	◆
2 Coupling (Guard not Shown)	◆	◆	◆	◆	◆	◆	◆	◆	◆	◆	◆	◆	◆	◆
3 Driver	◆	◆	◆	◆	◆	◆	◆	◆	◆	◆	◆	◆	◆	◆
4 Control Panel (Fire Pump)	◆	◆	◆	◆	◆	◆	◆	◆	◆	◆	◆	◆	◆	◆
5 Jockey Pump (JP)	◆	◆	◆	◆	◆	◆	◆	◆	◆	◆	◆	◆	◆	◆
6 Control Panel (JP)	◆	◆	◆	◆	◆	◆	◆	◆	◆	◆	◆	◆	◆	◆
7 Relief Valve (Fire Pump Casing)	◆	◆	◆	◆	◆	◆	◆	◆	◆	◆	◆	◆	◆	◆
8 OS & Y Gate Valve	◆	◆	◆	◆	◆	◆	◆	◆	◆	◆	◆	◆	◆	◆
9 Eccentric Reducer	◆	◆	◆	◆	◆	◆	◆	◆	◆	◆	◆	◆	◆	◆
10 Suction Pressure Gauge	◆	◆	◆	◆	◆	◆	◆	◆	◆	◆	◆	◆	◆	◆
11 Air Release Valve (Pump Casing)	◆	◆	◆	◆	◆	◆	◆	◆	◆	◆	◆	◆	◆	◆
12 Discharge Pressure Gauge	◆	◆	◆	◆	◆	◆	◆	◆	◆	◆	◆	◆	◆	◆
13 Concentric Increaser	◆	◆	◆	◆	◆	◆	◆	◆	◆	◆	◆	◆	◆	◆
14 Main Relief Valve	◆	◆	◆	◆	◆	◆	◆	◆	◆	◆	◆	◆	◆	◆
15 Wafer Check Valve	◆	◆	◆	◆	◆	◆	◆	◆	◆	◆	◆	◆	◆	◆
16 Butterfly Valve (Discharge Side)	◆	◆	◆	◆	◆	◆	◆	◆	◆	◆	◆	◆	◆	◆
17 OS & Y Gate Valve (JP Suction)	◆	◆	◆	◆	◆	◆	◆	◆	◆	◆	◆	◆	◆	◆
18 Relief Valve (JP Line)	◆	◆	◆	◆	◆	◆	◆	◆	◆	◆	◆	◆	◆	◆
19 Check Valve (JP Line)	◆	◆	◆	◆	◆	◆	◆	◆	◆	◆	◆	◆	◆	◆
20 OS & Y Gate Valve (JP Discharge)	◆	◆	◆	◆	◆	◆	◆	◆	◆	◆	◆	◆	◆	◆
21 Enclosed Waste Cone								◆	◆	◆	◆	◆	◆	◆
22 Butterfly Valve (Hose Header)		◆	◆	◆	◆	◆	◆	◆	◆	◆	◆	◆	◆	◆
23 Hose Header		◆	◆	◆	◆	◆	◆	◆	◆	◆	◆	◆	◆	◆
24 Hose Valve		◆	◆	◆	◆	◆	◆	◆	◆	◆	◆	◆	◆	◆
25 Fuel Tank								◆	◆	◆	◆	◆	◆	◆
26 Battery Racks								◆	◆	◆	◆	◆	◆	◆
27 Butterfly Valve (Test Loop/Line)				◆	◆		◆			◆	◆		◆	◆
28 Flow Meter				◆	◆		◆			◆	◆		◆	◆
29 Air Release (Test Loop/Line)					◆		◆			◆	◆		◆	◆
30 Butterfly Valve (Bypass Line)						◆	◆					◆	◆	◆
31 Wafer Check Valve (Bypass Line)						◆	◆					◆	◆	◆
32 Air Release (Bypass Line)							◆	◆				◆	◆	◆



Aurora Pump offers vertical turbine fire pump systems for static suction conditions. Vertical turbine systems come complete with pump, driver, controller, flow-measuring device, relief valve with waste cone, check valves, and pressure sensing line.

VERTICAL TURBINE

- UL listed and FM approved NFPA-20 design
- Flows from 500 to 4500 GPM
- Pressures from 70 to 387 PSI
- Special materials for seawater applications
- Diesel and Electric driven



HORIZONTAL SPLIT CASE

- UL listed/FM approved NFPA-20 design
- Flows from 250 to 5000 GPM
- Pressures from 40 to 245 PSI (40 to 190 PSI at 50Hz)
- Diesel and Electric driven



VERTICAL SPLIT CASE

- UL listed and FM approved NFPA-20 design
- Flows from 250 to 2500 GPM
- Pressures from 40 to 200 PSI (40 to 155 PSI at 50Hz)
- Space-saving design



VERTICAL IN-LINE

- UL listed and FM approved NFPA-20 design
- Flows from 50 to 750 GPM
- Pressures from 40 to 160 PSI (40 to 120 PSI at 50Hz)
- Space-saving design



FIRE PUMP HOUSES

- Designed to meet specific environmental requirements
- All-steel building
- Easy access entries
- Electric heaters with built-in thermostat
- Continuous duty exhaust fan
- AC motor/solenoid operated louver
- Interior fluorescent and flood light, exterior 70 W HPS light
- Sprinkler system per NFPA



- Finished through wall or floor penetration
- Mini power zone (electric packages)
- Interior wall liner (optional)

SUMMARY

- Each unit complete with Aurora fire pump, Aurora jockey pump, controllers and associated pressure sensing lines, valves, piping and electrical wiring.
- Built to NFPA 20 & NEC standards
- ISO 9001 Facility
- UL listed/FM approved components
- All packaged systems hydrostatically tested
- Packaged systems performance test available
- Electric or diesel driven
- Skid-mounted or completely housed
- Single source responsibility

NOTE: Aurora Pump reserves the right to make revisions to its products and their specifications, and to this bulletin and related information, without notice.

— Your Authorized Local Distributor —

motralec

4 rue Lavoisier . ZA Lavoisier . 95223 HERBLAY CEDEX
Tel. : 01.39.97.65.10 / Fax. : 01.39.97.68.48
Demande de prix / e-mail : service-commercial@motralec.com
www.motralec.com

AURORA PUMPS ARE



LISTED



APPROVED



MARKETING & SALES:

800 AIRPORT ROAD • NORTH AURORA, ILLINOIS U.S.A. • 60542
PHONE: (630) 859-7000 U.S.A./CANADA FAX: (630) 859-7040
WORLDWIDE FAX: (630) 859-1226

AURORA MFG. PLANT:

800 AIRPORT ROAD • NORTH AURORA, ILLINOIS U.S.A. • 60542

SALES OFFICES IN ALL MAJOR CITIES AND COUNTRIES
Refer to "Pumps" in yellow pages of your phone directory
for your local distributor

ap AURORA®
Pentair Pump Group