

www.motralec.com / service-commercial@motralec.com / 01.39.97.65.10

Atlas Copco

Oil-injected Rotary Screw Compressors



GX 2-11

2-11 kW/3-15 hp



Atlas Copco

New GX series: screw compressors built to last

Atlas Copco screw compressors have always set the standard for reliability and performance in the compressed air industry. With the new GX 2-11, Atlas Copco brings the power and reliability of an industrial screw compressor to small and medium sized industries.



CLOSE TO POINT OF USE – EASY INSTALLATION

- Various variants (floor mounted, tank mounted, with or without integrated dryer) are available providing full flexibility.
- In addition to boasting a minimum footprint, the GX series discharges cooling air from the top which allows placement against the wall or in a corner. The tank mounted GX with built-in dryer reduces space requirements even further, making it ideal for customers with limited space at the site.
- The GX 7-11 are real plug and play compressors thanks to exceptionally easy installation through a single power supply on all models.
- All air connections have been optimized to minimize pressure drop and potential air leaks.

REDUCED POWER CONSUMPTION

- The GX offers the low energy consumption and high efficiency of a rotary screw compressor. Compared to piston compressors that suffer from increased energy consumption over time, GX screw compressors always provide high efficiency.
- The standard start/stop control on the GX 2-5 ensures the compressor only consumes power when compressed air is needed.
- The GX 7-11 is equipped with energy efficient load/no load control. By continuously monitoring unloading time, the compressor controller switches automatically to the optimum control mode for high, low and intermittent air consumption. This intelligent feature brings significant energy cost savings for customers.


SIMPLE AND QUICK MAINTENANCE

- Service points are grouped together and are accessible through the removable panel.
- Spin-on oil separator and filter for quick maintenance.
 - Continuous oil level display without panel removal.
 - Easy maintenance through information provided on the control panel.



Silent power, total reliability

Set to meet your specific requirements and tackle your daily challenges, Atlas Copco offers you the GX, by far the most powerful and reliable compressed air solution. Immediately ready to supply high quality air, this solution provides you with the exceptional power and reliability you are looking for.



BUILT-IN RELIABILITY

- Rugged screw compressor technology allows for a 100% continuous duty cycle.
- Sophisticated design based on Atlas Copco's experience and long history of success.
- Extended working limitation up to 46°C ambient temperature through the selection of robust components.
- Reinforced frame which eliminates all resonance and ensures stable running and long life time.
- Vacuum and air pressure operated inlet valve offering superior reliability compared to a traditional spring driven design.
- All oil lines are rigid pipe or high temperature hose.
- No plastic oil tubing is used.
- All electrical wiring is done with heavy-duty cable and high quality connectors.
- The GX package includes the main switch with integrated circuit breaker to protect the compressor.



SILENT POWER

- The GX 2-11 compressors are supplied with full sound enclosures, which reduce the sound levels as low as 61 dB(A).
- Rotary screw technology minimizes vibration.
- Optimized cooling air flow for silent operation.

Protect downstream pipelines, equipment and end products

Moisture, dirt particles and aerosols in plant air can damage your piping, compressed air tools and machinery as well your end products. To keep production operations running smoothly, you are in need of clean and dry compressed air. An integrated dryer and an in-line air filter equipped in the GX 2-11 FF variants can do the job perfectly.

FULL FEATURE AIR DRYER

The GX 2-11 FF is available with an advanced built-in refrigerant air dryer. This dryer cools the compressed air and removes water before it can enter your compressed air network preventing rust in your compressed air piping and avoiding damage to your air tools.



IN-LINE AIR FILTER

To make your compressed air system work fine in various applications, different grade integrated air filters can be selected on GX 2-11 FF units.

FLOW CHART

AIR FLOW

1. Inlet air filter
2. Inlet valve
3. Compression element
4. Oil separator element
5. Minimum pressure valve
6. Aftercooler
7. Air receiver

OIL FLOW

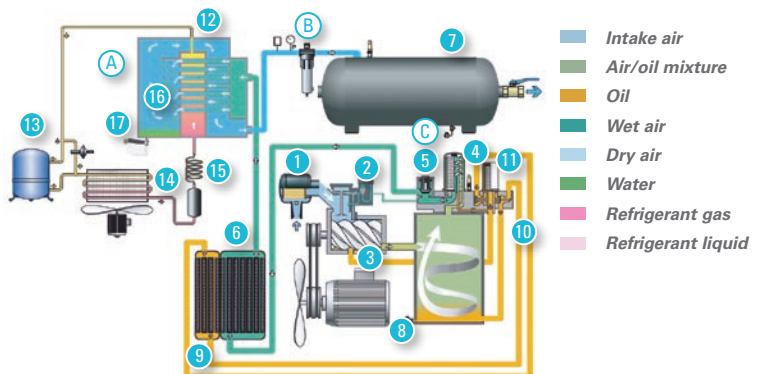
8. Oil reservoir
9. Oil cooler
10. Thermostatic valve block
11. Oil filter

REFRIGERANT FLOW

12. Evaporator
13. Refrigerant compressor
14. Condenser
15. Capillary tube
16. Water separator
17. Electronic automatic drain

OPTIONS

- A - Full Feature
- B - PDx high efficiency air filter
- C - Electronic receiver drain



Technical specifications GX 2-3-4-5-7-11

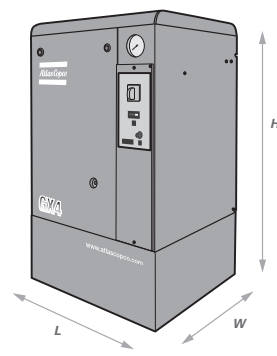
COMPRESSOR TYPE	Max. working pressure		Capacity FAD*			Installed motor power		Noise level**	Weight (kg/lbs)***	
	bar(e)	psi	l/s	m³/h	cfm	kW	hp	dB(A)	Pack	Full Feature
50 Hz VERSION										
GX 2	10	145	4.0	14.4	8.5	2.2	3	61	165/364	200/441
GX 3	10	145	5.3	19.1	11.2	3	4	61	165/364	200/441
GX 4	10	145	7.8	28.1	16.5	4	5	62	165/364	200/441
GX 5	10	145	10.0	36.0	21.2	5.5	7.5	64	165/364	200/441
GX 7	7.5	109	19.6	70.6	41.5	7.5	10	65	245/540	314/692
	10	145	16.1	58.0	34.1	7.5	10	65	245/540	314/692
	13	189	12.9	46.4	27.3	7.5	10	65	245/540	314/692
GX 11	7.5	109	27.0	97.2	57.2	11	15	68	257/567	326/719
	10	145	23.3	83.9	49.4	11	15	68	257/567	326/719
	13	189	19.0	68.4	40.3	11	15	68	257/567	326/719
60 Hz VERSION										
GX 2	10.3	150	4.0	14.4	8.5	2.2	3	61	165/364	200/441
GX 4	10.3	150	7.8	28.1	16.5	4	5	62	165/364	200/441
GX 5	10.3	150	10.0	36.0	21.2	5.5	7.5	64	165/364	200/441
GX 7	7.4	107	19.5	70.2	41.3	7.5	10	67	245/540	314/692
	9.1	132	17.3	62.3	36.7	7.5	10	67	245/540	314/692
	10.8	157	14.9	53.6	31.6	7.5	10	67	245/540	314/692
	12.5	181	12.3	44.3	26.1	7.5	10	67	245/540	314/692
GX 11	7.4	107	27.8	100.1	58.9	11	15	68	257/567	326/719
	9.1	132	24.7	88.9	52.3	11	15	68	257/567	326/719
	10.8	157	22.5	81.0	47.7	11	15	68	257/567	326/719
	12.5	181	20.0	72.0	42.4	11	15	68	257/567	326/719

* Unit performance measured according to ISO 1217, Ed. 3, Annex C-1996.
 ** Mean noise level measured according to Pneurol/Cagi PN8NTC2 test code; tolerance 3 dB(A).
 *** Tank mounted. Standard air receiver size, GX 2-5: 200 l/60 gal, GX 7-11: 270 l/80 gal.

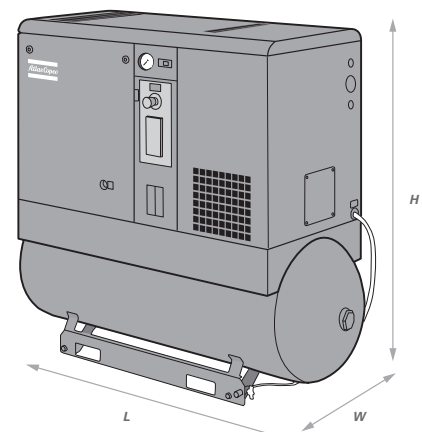
Available options

	GX 2-5	GX 2-5 FF	GX 7-11	GX 7-11 FF
Integrated aftercooler	N/A	N/A	•	Installed
Water separator (shipped loose)	N/A	Installed	•	Installed
Timer water drain on water separator (shipped loose)	N/A	N/A	•	N/A
Timer drain on air receiver (tank mounted only)	•	•	•	•
Electronic no loss water drain on water separator (shipped loose)	N/A	Installed	•	Installed
Electronic no loss water drain on air receiver (500 l/120 gal tank mounted only)	•	•	•	•
Integrated DDx filter kit	N/A	N/A	N/A	•
Integrated high performance PDx filter kit	N/A	•	N/A	•
500 l/120 gal air receiver (tank mounted only)	N/A	N/A	•	•
Tropical thermostat	N/A	N/A	•	•

	L (mm)	W (mm)	H (mm)
PACK FLOOR MOUNTED			
GX 2-5	620	605	975
GX 7-11	810	590	1085
FULL FEATURE FLOOR MOUNTED			
GX 2-5	N/A	N/A	N/A
GX 7-11	1205	590	1085
PACK TANK MOUNTED			
GX 2-5	1420	575	1280
GX 7-11	1533	590	1332
FULL FEATURE TANK MOUNTED			
GX 2-5	1420	575	1280
GX 7-11*	1935	590	1463



GX 2-5 Floor Mounted



GX 7-11 FF Tank Mounted

* Length of GX7-11 tank mounted 500 l/120 gal unit is 1875 mm.