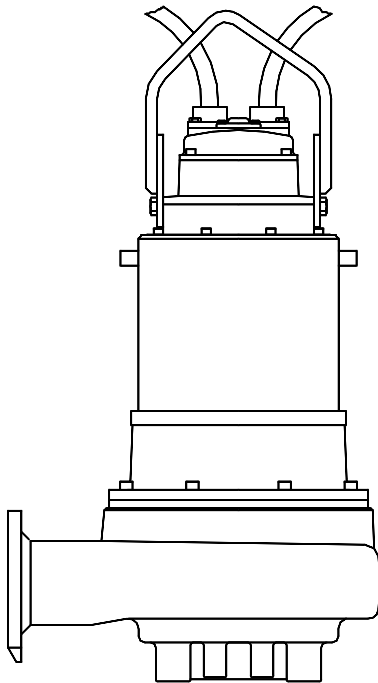
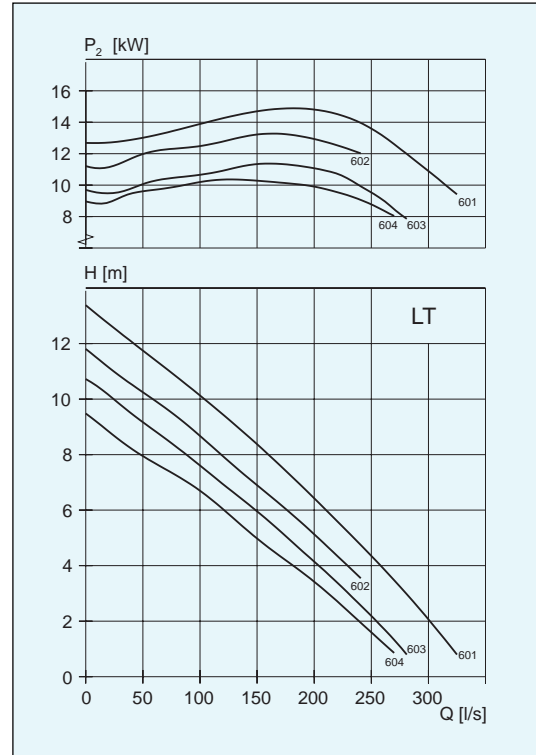


C 3170



Weight, kg (with cooling jacket)	CP	CS	CT/CZ
LT	575	615	670
MT	522	542	572
HT	480	527	530

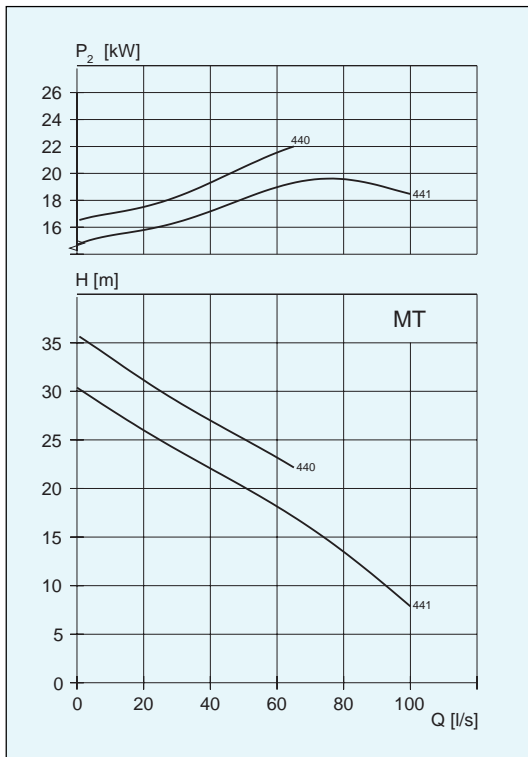
CP/CS/CT/CZ



Impeller code	No. of vanes	Outlet dia mm CP vers.	Through-let, mm	Motor rating kW		rpm	Available versions
				P ₁	P ₂		
W•601	2	250	102x102	17.5	15	970	CP/CS/CT/CZ
W•602	2	250	102x102	17.5	15	970	CP/CS/CT/CZ
W•603	2	250	102x102	17.5	15	970	CP/CS/CT/CZ
W•604	2	250	102x102	17.5	15	970	CP/CS/CT/CZ

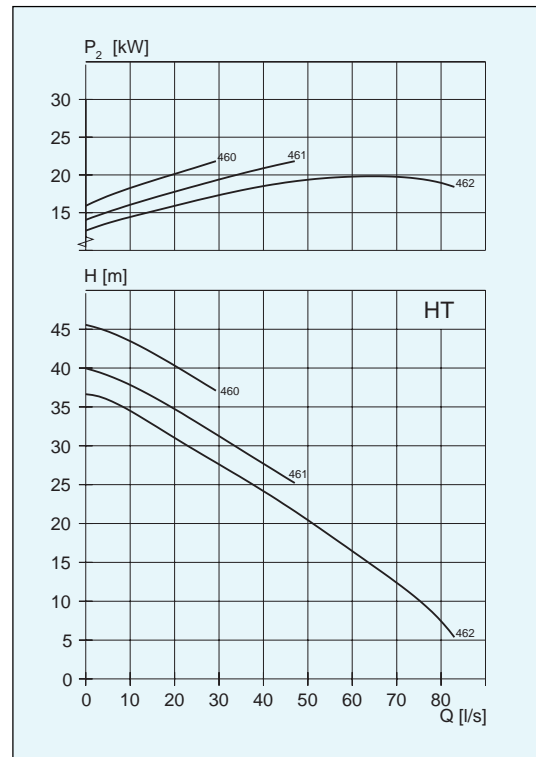
• Can be equipped with flush valve

CP/CS/CT/CZ



Impeller code	No. of vanes	Outlet dia mm CP vers.	Through-let, mm	Motor rating kW		rpm	Available versions
				P ₁	P ₂		
W•440	1	200	∅100	25	22	1460	CP/CS/CT/CZ
W•441	1	200	∅100	25	22	1460	CP/CS/CT/CZ

CP/CS/CT/CZ



Impeller code	No. of vanes	Outlet dia mm CP vers.	Through-let, mm	Motor rating kW		rpm	Available versions
				P ₁	P ₂		
W•460	1	150	77x80	25	22	1460	CP/CS/CT/CZ
W•461	1	150	77x80	25	22	1460	CP/CS/CT/CZ
W•462	1	150	∅77	25	22	1460	CP/CS/CT/CZ