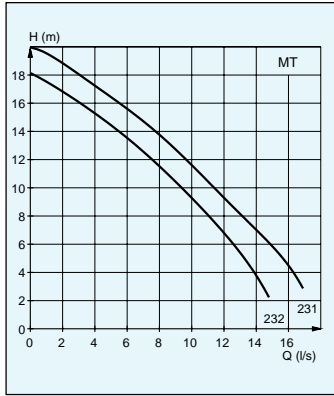
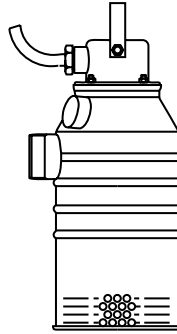


# B-PUMPS • 50 Hz

## IN BRONZE AND STAINLESS STEEL

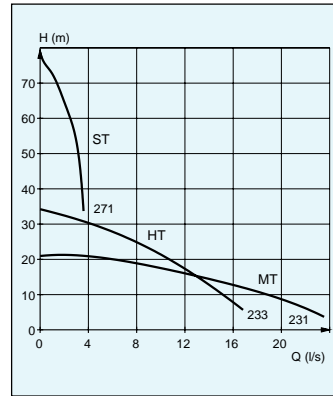


**2060**  
Stainless steel

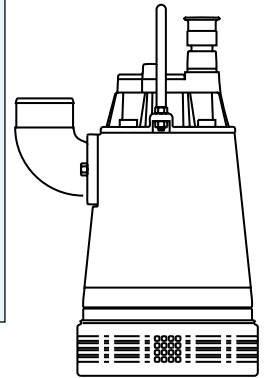


Weight, kg	BS 32
------------	----------

Impeller code	Outlet dia mm BS vers.	Through-let, mm	Motor rating kW	rpm	Available versions
231	62	8	2.2	2800	BS
232	62	8	2.2	2800	BS

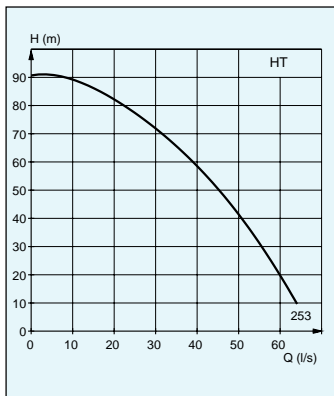


**2075**  
Bronze




Weight, kg	BS 85
------------	----------

Impeller code	Outlet dia mm BS vers.	Through-let, mm	Motor rating kW	rpm	Available versions
233	75	8	3.7	2800	BS
231	100	8	3.7	2800	BS

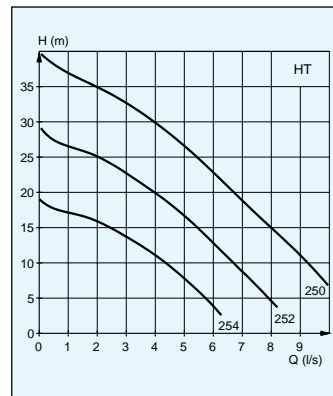


**2201**  
Bronze

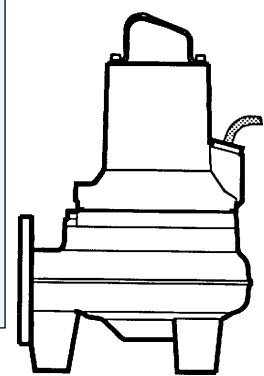


Weight, kg	BS 460
------------	-----------

Impeller code	Outlet dia mm BS vers.	Through-let, mm	Motor rating kW	rpm	Available versions
253	100	10	37	2920	BS



**3085**  
Stainless steel



Weight, kg	BP 58	BS 58
------------	----------	----------

Impeller code	No. of channels	Outlet dia mm BP vers.	Through-let, mm	Motor rating kW P <sub>1</sub> P <sub>2</sub>	rpm	Available versions
250	3	50	10	3.0 2.4	2830	BP/BS
252	3	50	10	3.0 2.4	2830	BP/BS
254	3	50	10	3.0 2.4	2830	BP/BS